

# COUNTY OF RIVERSIDE

## TREASURER-TAX COLLECTOR'S

### MANAGED BY

**Matt Jennings**  
Treasurer-Tax Collector

Giovane Pizano  
Assistant Treasurer


John Byerly  
Chief Investment Officer

Steve Faeth  
Senior Investment Officer

Isela Licea  
Investment Officer

COUNTY ADMINISTRATIVE CENTER  
4080 LEMON STREET,  
4TH FLOOR,  
RIVERSIDE, CA 92502-2205

[WWW.COUNTYTREASURER.ORG](http://WWW.COUNTYTREASURER.ORG)



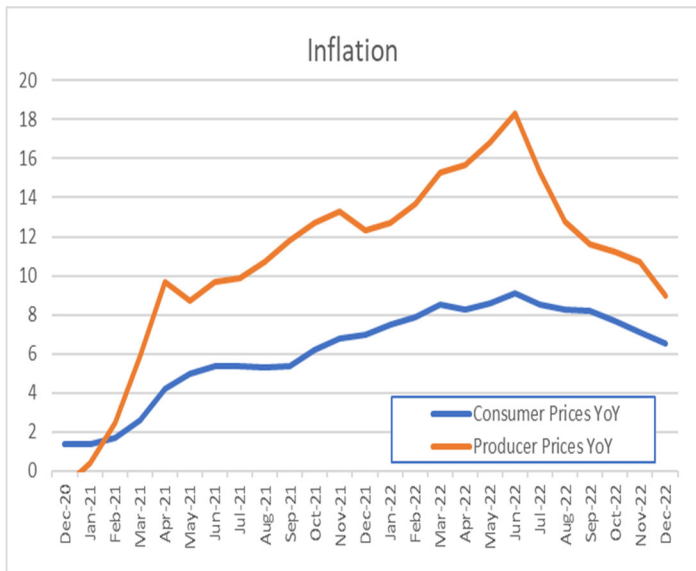
**TREASURER-TAX COLLECTOR'S  
POOLED INVESTMENT FUND**

## JANUARY 2023 REPORT

# SIGNS OF A SLOWDOWN BEGIN

The U.S. economy began to show signs in January 2023 that it may be slowing, leading inflation to cool somewhat. The relentless U.S. consumer may finally be starting to tire, as retail sales fell 1.1% and previous estimates were revised lower. With higher rent, food and fuel prices taking a bite out of consumer's budgets, discretionary spending is retreating the most.

Fading demand for goods started to take its toll on manufacturing. Output plummeted 1.3% and like retail sales, previous estimates of production were revised lower.

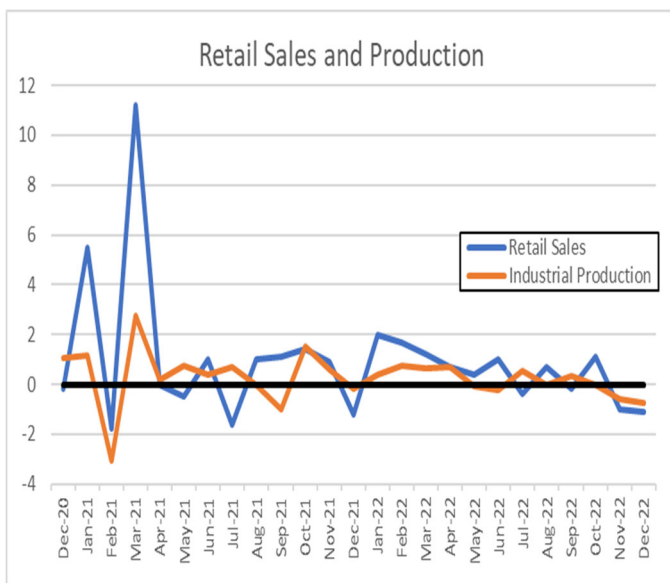


The National Association of Realtors' Housing Affordability Index shows what percent of potential first time buyers, currently renters, could afford the typical starter home. This index dropped from 118.8 in March 2021 to 63.3 in December 2022 driven by a lack of supply, higher building costs, increased investor demand and now higher interest rates.

Building permits continued to slide in December, led by a 6.5% month over month drop for single-family units. Multifamily permits are now down 27% over the past year, only marginally less depressed than the 39% annual decline in single-family permits. Sales of existing homes also continued to decline, ending 2022 at their slowest pace since 2010.



While retail and manufacturing have only recently started to falter in the face of higher interest rates and increasingly stretched consumers, the housing market has been overwhelmed by these headwinds for a year now.



These weakening indicators dampened investors' rate-hike expectations. The markets now are pricing in smaller, 25 basis point increases from the Federal Reserve, with some analysts predicting a sustained pause in hikes when the Fed reaches 5.00% on the Fed Funds rate. This would be the highest interest rate since 2007 and is a great benefit to investment portfolios like the Treasurer's Pooled Investment Fund.

In U.S. Treasury securities trading, the 2-year started January at a yield of 4.37% and ended the month at 4.20%. 5-year Treasuries started the month at a yield of 3.90% and ended at 3.61%. In stocks, the Dow Jones Industrial Average started the month at 33,150 and ended the month at 34,000.

**Matt Jennings**  
Treasurer-Tax Collector

# Treasurer Tax-Collector Statement



## PORTFOLIO SUMMARY

Month End Values \$  
are Expressed in

000,000	Jan-23	Jul-22	Jan-22
Principal Value	13,032.62	11,179.87	11,166.03
Market Value*	12,795.38	10,985.70	11,106.13
Book Value*	13,063.40	11,189.74	11,166.03
Unrealized Gain/Loss <sup>†</sup>	(268.02)	(204.04)	(59.90)
Paper Gain or Loss %	-2.052%	-1.823%	-0.536%
Yield	3.15	1.25	0.33
WAM (Yrs)	1.34	1.23	1.13

\* Market values do not include accrued interest.

\* Book Value is amount paid changed by amortization. Accretion, adjustments, write downs

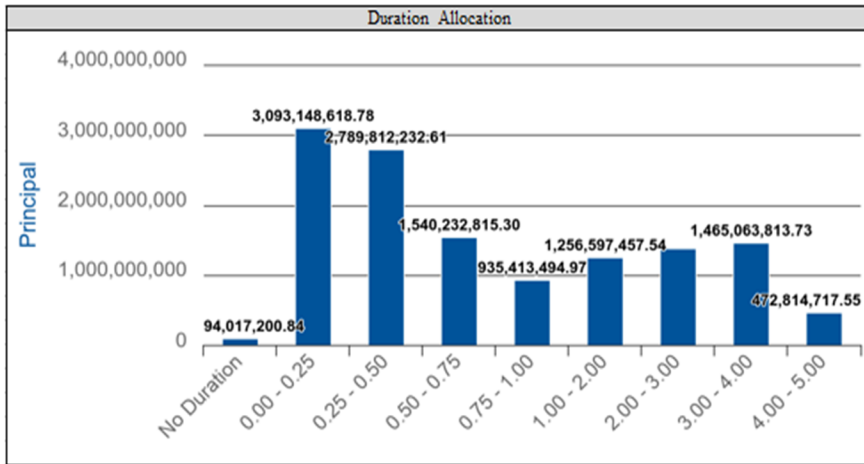
\* Unrealized Gain/Loss is Market Value - Book Value

The Treasurer's Pooled Investment Fund is comprised of contributions from the county, schools, special districts, and other discretionary depositors throughout the County of Riverside. The primary objective of the Treasurer shall be to **safeguard the principal** of the funds under the Treasurer's control, meet the **liquidity needs** of the depositor, and to maximize a **return on the funds** within the given parameters.

The Treasurer-Tax Collector and the Capital Markets team are committed to maintaining the highest credit ratings. The Treasurer's Pooled Investment Fund is currently rated **Aaa-bf** by **Moody's Investor Service** and **AAAf/S1** by **Fitch Ratings**, two of the nation's most trusted bond credit rating services.

Since its inception, the Treasurer's Pooled Investment Fund has been in **full compliance** with the Treasurer's Statement of Investment Policy, which is more restrictive than California Government Code 53646.

# TPIF STATS



**Composite Credit Ratings**

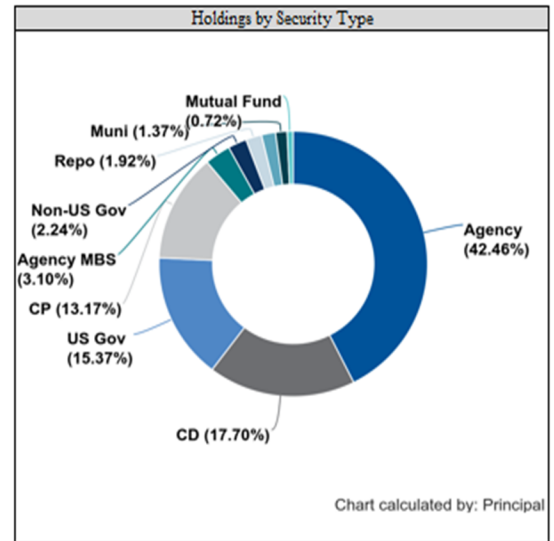
Rating	Moody's Rating	Market Value	Fitch Rating
AAA	Aaa	6,162,727,643.88	AAA
AA+	Aaa	295,004,136.51	AAA
AA	Aa2	75,026,363.85	AA
NA	NA	463,945,250.84	NA
A-1+	P-1	5,477,430,964.96	AAA
A-1	P-1	405,608,411.31	F1

Footnotes: 1,2,3,4

**Holdings by Security Type**

Security Type Category	Days to Final Maturity	Par Value	Market Price	Yield	Principal
Agency CMO	724	35,647,855.09	97.5627	4.231	35,151,982.62
Other	---	93,213,169.12	1.0086	---	94,017,200.84
Muni	614	178,030,000.00	96.5323	1.610	178,880,815.00
MM Fund	0	220,000,000.00	1.0000	4.238	220,000,000.00
Repo	1	250,000,000.00	100.0000	4.310	250,000,000.00
Non-US Gov	364	293,895,000.00	96.8659	2.984	291,485,057.58
Agency MBS	1037	409,904,394.21	97.6990	3.987	403,600,900.41
CP	62	1,740,907,000.00	99.2243	4.481	1,715,705,847.86
US Gov	558	2,010,000,000.00	96.8394	1.585	2,003,054,207.59
CD	151	2,307,000,000.00	100.0000	4.554	2,307,002,456.82
Agency	741	5,584,879,250.00	95.9502	2.626	5,533,722,427.14
<b>Total</b>	<b>490</b>	<b>13,123,476,668.43</b>	<b>95.1311</b>	<b>3.156</b>	<b>13,032,620,895.85</b>

Footnotes: 9,10,11,12,13



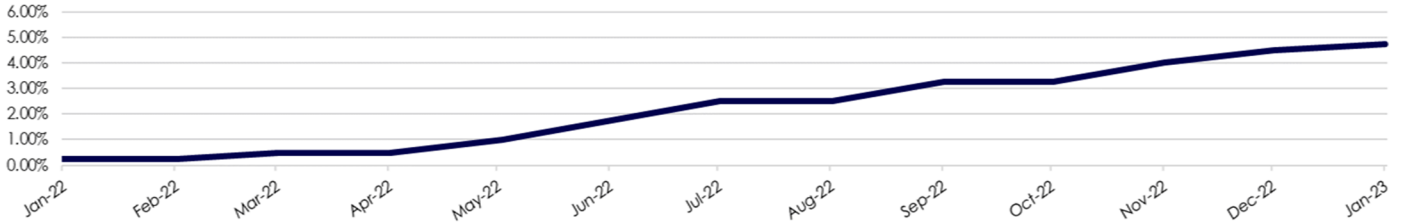
Month	Monthly Receipts	Monthly Disbursements	Difference	Required Matured Investments	Balance	Actual Investments Maturing	Available to Invest > 1 Year
02/2023					91.04		
02/2023	1,500.00	1,800.00	-300.00	208.96	0.00	1,779.45	
03/2023	2,350.00	1,800.00	550.00		550.00	678.81	
04/2023	2,750.00	2,070.00	680.00		1,230.00	164.58	
05/2023	1,600.00	2,500.00	-900.00		330.00	1,721.38	
06/2023	2,300.00	2,400.00	-100.00		230.00	1,013.48	
07/2023	1,400.00	2,100.00	-700.00	470.00	0.00	286.62	
08/2023	1,800.00	1,600.00	200.00		200.00	492.06	
09/2023	2,100.00	1,750.00	350.00		550.00	668.84	
10/2023	1,750.00	2,100.00	-350.00		200.00	391.57	
11/2023	1,670.00	1,800.00	-130.00		70.00	387.33	
12/2023	3,900.00	1,800.00	2100.00		2,170.00	223.46	
01/2023	1,800.00	2,800.00	-1000.00		1,170.00	374.98	
<b>TOTALS</b>	<b>24,920.00</b>	<b>24,520.00</b>	<b>400.00</b>	<b>678.96</b>	<b>6,791.04</b>	<b>8,182.56</b>	<b>12,444.51</b>
				<b>5.17%</b>		<b>62.35%</b>	<b>94.83%</b>

# FIXED INCOME MARKETS

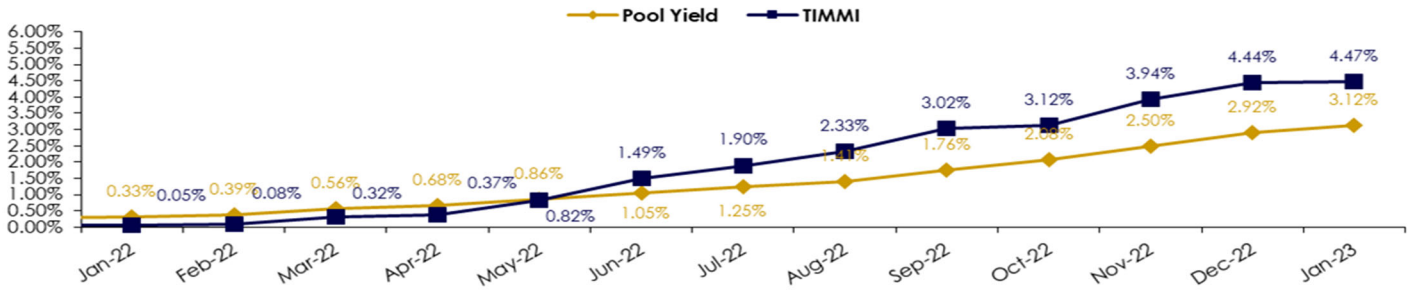
## FED FUNDS RATE

Fed Fund Rate: 4.50% to 4.75%

Next FOMC Scheduled Meeting: 03/22/2023



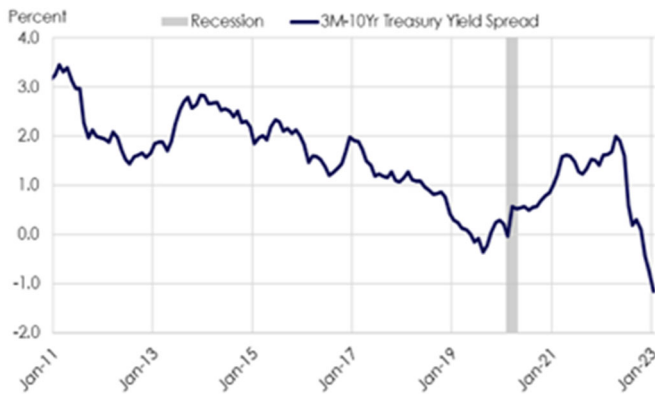
## TIMMI



The Treasurer's Institutional Money Market Index (TIMMI) is a composite index of four AAA rated prime institutional money market funds.

Their average yield is compared to the yield of the Treasurer's Pooled Investment Fund in the above graph.

## US Treasury Market



US Treasury Yield Curve	3 Mo	6 Mo	1 Yr	2 Yr	3 Yr	5 Yr	10 Yr	30 Yr
01/31/2023 - 01/03/2023	0.17	0.03	-0.04	-0.19	-0.28	-0.31	-0.27	-0.23
01/31/2023	4.70	4.80	4.68	4.21	3.90	3.63	3.52	3.65
01/03/2023	4.53	4.77	4.72	4.40	4.18	3.94	3.79	3.88

# Compliance Status: Full Compliance

The Treasurer's Pooled Investment Fund was in full compliance with the County of Riverside's Treasurer's Statement of Investment Policy. The County's Statement of Investment Policy is more restrictive than California Government Code 53646. The County's Investment Policy is reviewed annually by the County of Riverside's Oversight Committee and approved by the Board of Supervisors.

Investment Category	GOVERNMENT CODE			COUNTY INVESTMENT POLICY			Actual %
	Maximum Maturity	Authorized % Limit	S&P/ Moody's	Maximum Maturity	Authorized % Limit	S&P/ Moody's	
<b>MUNICIPAL BONDS (MUNI)</b>	5 YEARS	NO LIMIT	NA	4 YEARS	15%	AA-/Aa3/AA-	<b>1.37%</b>
<b>U.S. TREASURIES</b>	5 YEARS	NO LIMIT	NA	5 YEARS	100%	NA	<b>15.37%</b>
<b>LOCAL AGENCY OBLIGATIONS (LAO)</b>	5 YEARS	NO LIMIT	NA	3 YEARS	2.50%	INVESTMENT GRADE	<b>0.00%</b>
<b>FEDERAL AGENCIES</b>	5 YEARS	NO LIMIT	AAA	5 YEARS	100%	NA	<b>45.56%</b>
<b>COMMERCIAL PAPER (CP)</b>	270 DAYS	40%	A1/P1	270 DAYS	40%	A1/P1/F1	<b>13.17%</b>
<b>NEGOTIABLE CERTIFICATE OF DEPOSITS &amp; COLLATERALIZED TIME DEPOSITS (NCD &amp; TCD)</b>	5 YEARS	30%	NA	1 YEAR	25% Combined	A1/P1/F1	<b>17.70%</b>
<b>INT'L BANK FOR RECONSTRUCTION AND DEVELOPMENT AND INT'L FINANCE CORPORATION</b>	NA	NA	NA	4 YEARS	20%	AA/Aa/AA	<b>2.24%</b>
<b>REPURCHASE AGREEMENTS (REPO)</b>	1 YEARS	NO LIMIT	NA	45 DAYS	40% max, 25% in term repo over 7 days	A1/P1/F1	<b>1.92%</b>
<b>REVERSE REPOS</b>	92 DAYS	20%	NA	60 DAYS	10%	NA	<b>0.00%</b>
<b>MEDIUM TERM NOTES (MTNO)</b>	5 YEARS	30%	A	3 YEARS	20%	A/A2/A	<b>0.00%</b>
<b>CALTRUST SHORT TERM FUND</b>	NA	NA	NA	DAILY LIQUIDITY	1.00%	NA	<b>0.72%</b>
<b>MONEY MARKET MUTUAL FUNDS (MMF)</b>	60 DAYS <sup>(1)</sup>	20%	AAA/Aaa <sup>(2)</sup>	DAILY LIQUIDITY	20%	AAA by 2 Of 3 RATINGS AGC.	<b>1.68%</b>
<b>LOCAL AGENCY INVESTMENT FUND (LAIF)</b>	NA	NA	NA	DAILY LIQUIDITY	Max \$50 million	NA	<b>0.00%</b>
<b>CASH/DEPOSIT ACCOUNT</b>	NA	NA	NA	NA	NA	NA	<b>0.00%</b>

Agency  
AGCY BOND

Cusip	Description	Yield	Market Price	Final Maturity	Par Value	Market Value	Book Value	Net Unrealized Gain/Loss
3130ATTT4	FEDERAL HOME LOAN BANKS	3.090	100.0002	02/03/2023	25,000,000.00	25,000,050.00	25,000,000.00	50.00
313382AX1	FEDERAL HOME LOAN BANKS	2.691	99.7168	03/10/2023	11,750,000.00	11,716,724.00	11,743,439.04	(26,715.04)
3133EL7E8	FEDERAL FARM CREDIT BANKS FUNDING CORP	0.250	99.4579	03/15/2023	10,000,000.00	9,945,790.00	9,999,653.29	(53,863.29)
3133EJKN8	FEDERAL FARM CREDIT BANKS FUNDING CORP	2.719	99.5949	04/11/2023	10,000,000.00	9,959,490.00	9,999,632.90	(40,142.90)
3133ENEW6	FEDERAL FARM CREDIT BANKS FUNDING CORP	0.457	98.6485	05/23/2023	50,000,000.00	49,324,250.00	49,987,563.89	(663,313.89)
3134GXEX8	FEDERAL HOME LOAN MORTGAGE CORP	0.260	98.4908	06/01/2023	10,000,000.00	9,849,080.00	9,999,669.86	(150,589.86)
3134GXEX8	FEDERAL HOME LOAN MORTGAGE CORP	0.256	98.4908	06/01/2023	10,000,000.00	9,849,080.00	9,999,801.70	(150,721.70)
3134GXEX8	FEDERAL HOME LOAN MORTGAGE CORP	0.270	98.4908	06/01/2023	10,000,000.00	9,849,080.00	9,999,339.72	(150,259.72)
3130AS5B1	FEDERAL HOME LOAN BANKS	2.201	99.0925	06/09/2023	10,000,000.00	9,909,250.00	10,000,000.00	(90,750.00)
3130AS4G1	FEDERAL HOME LOAN BANKS	2.289	99.1304	06/09/2023	10,000,000.00	9,913,040.00	10,000,000.00	(86,960.00)
3130AS4T3	FEDERAL HOME LOAN BANKS	2.325	99.1311	06/12/2023	10,000,000.00	9,913,110.00	10,000,000.00	(86,890.00)
3133EMKG6	FEDERAL FARM CREDIT BANKS FUNDING CORP	0.200	98.2879	06/15/2023	15,000,000.00	14,743,185.00	15,000,000.00	(256,815.00)
3130AUNE0	FEDERAL HOME LOAN BANKS	4.780	99.9709	06/26/2023	15,000,000.00	14,995,635.00	15,000,000.00	(4,365.00)
3130AUNE0	FEDERAL HOME LOAN BANKS	4.780	99.9709	06/26/2023	10,000,000.00	9,997,090.00	10,000,000.00	(2,910.00)
3130ATEU7	FEDERAL HOME LOAN BANKS	4.017	99.6977	06/29/2023	25,000,000.00	24,924,425.00	25,000,000.00	(75,575.00)
3134GXHH0	FEDERAL HOME LOAN MORTGAGE CORP	0.220	98.0966	06/30/2023	10,000,000.00	9,809,660.00	10,000,000.00	(190,340.00)
3132X0B35	FEDERAL AGRICULTURAL MORTGAGE CORP	2.960	99.1835	06/30/2023	10,000,000.00	9,918,350.00	9,995,681.35	(77,331.35)
3130AQAO6	FEDERAL HOME LOAN BANKS	0.500	98.2097	06/30/2023	50,000,000.00	49,104,850.00	50,000,000.00	(895,150.00)
3130AQ7C1	FEDERAL HOME LOAN BANKS	0.500	98.2097	06/30/2023	50,000,000.00	49,104,850.00	50,000,000.00	(895,150.00)
3130ATLNS	FEDERAL HOME LOAN BANKS	4.308	99.7663	07/27/2023	25,000,000.00	24,941,575.00	25,000,000.00	(58,425.00)
3133EL3E2	FEDERAL FARM CREDIT BANKS FUNDING CORP	0.320	97.6115	08/10/2023	15,945,000.00	15,564,153.68	15,945,000.00	(380,846.33)
3130ATRJ8	FEDERAL HOME LOAN BANKS	4.680	99.8695	08/15/2023	25,000,000.00	24,967,375.00	24,997,190.68	(29,815.68)
3130ATYZ4	FEDERAL HOME LOAN BANKS	4.840	99.9649	08/15/2023	50,000,000.00	49,982,450.00	50,000,000.00	(17,550.00)
3136G4K51	FEDERAL NATIONAL MORTGAGE ASSOCIATION	0.310	97.5204	08/17/2023	15,000,000.00	14,628,060.00	15,000,000.00	(371,940.00)
3135G0U43	FEDERAL NATIONAL MORTGAGE ASSOCIATION	2.345	98.8001	09/12/2023	30,000,000.00	29,640,030.00	30,093,801.96	(453,771.96)
3130ATEZ6	FEDERAL HOME LOAN BANKS	4.200	99.5461	09/20/2023	15,000,000.00	14,931,915.00	15,000,000.00	(68,085.00)
3133EMLE0	FEDERAL FARM CREDIT BANKS FUNDING CORP	0.190	97.0037	09/22/2023	10,000,000.00	9,700,370.00	10,000,000.00	(299,630.00)
3130ATBH9	FEDERAL HOME LOAN BANKS	3.700	99.2226	09/27/2023	20,000,000.00	19,844,520.00	20,000,000.00	(155,480.00)
3130ASLE7	FEDERAL HOME LOAN BANKS	3.203	98.8974	09/29/2023	25,000,000.00	24,724,350.00	25,000,000.00	(275,650.00)
3130ATES2	FEDERAL HOME LOAN BANKS	4.200	99.5305	09/29/2023	50,000,000.00	49,765,250.00	50,000,000.00	(234,750.00)
3133EJD48	FEDERAL FARM CREDIT BANKS FUNDING CORP	3.092	98.8193	10/02/2023	10,000,000.00	9,881,930.00	9,997,241.94	(115,311.94)
3133EMDM1	FEDERAL FARM CREDIT BANKS FUNDING CORP	0.270	96.7091	10/20/2023	10,000,000.00	9,670,910.00	10,000,000.00	(329,090.00)
3130AUH23	FEDERAL HOME LOAN BANKS	5.011	100.1089	10/27/2023	25,000,000.00	25,027,225.00	25,000,000.00	27,225.00
3137EAEZ8	FEDERAL HOME LOAN MORTGAGE CORP	0.280	96.5922	11/06/2023	10,000,000.00	9,659,220.00	9,997,714.49	(338,494.49)
3135G06F5	FEDERAL NATIONAL MORTGAGE ASSOCIATION	0.310	96.4288	11/16/2023	5,000,000.00	4,821,440.00	5,000,000.00	(178,560.00)
3134GKBL7	FEDERAL HOME LOAN MORTGAGE CORP	0.325	96.4212	11/16/2023	15,000,000.00	14,463,180.00	14,997,037.68	(533,857.68)
3135GA3N9	FEDERAL NATIONAL MORTGAGE ASSOCIATION	0.300	96.4212	11/16/2023	10,000,000.00	9,642,120.00	10,000,000.00	(357,880.00)
3133EN2T6	FEDERAL FARM CREDIT BANKS FUNDING CORP	4.800	99.8558	11/21/2023	15,000,000.00	14,978,370.00	14,994,189.45	(15,819.45)
3134GXCA0	FEDERAL HOME LOAN MORTGAGE CORP	0.328	96.3507	11/24/2023	10,710,000.00	10,319,159.97	10,709,269.39	(390,109.42)
3134GXCA0	FEDERAL HOME LOAN MORTGAGE CORP	0.328	96.3507	11/24/2023	10,000,000.00	9,635,070.00	9,999,323.43	(364,253.43)
3130APXH3	FEDERAL HOME LOAN BANKS	2.589	96.7000	11/27/2023	20,000,000.00	19,340,000.00	19,715,160.29	(375,160.29)
3133EMHL9	FEDERAL FARM CREDIT BANKS FUNDING CORP	0.310	96.2784	11/30/2023	10,000,000.00	9,627,840.00	10,000,000.00	(372,160.00)
3133EMJQ6	FEDERAL FARM CREDIT BANKS FUNDING CORP	0.253	96.1679	12/08/2023	9,931,000.00	9,550,434.15	9,931,007.27	(380,573.12)
3133EMKW1	FEDERAL FARM CREDIT BANKS FUNDING CORP	0.235	95.9674	12/21/2023	20,000,000.00	19,193,480.00	19,995,558.27	(802,078.27)
3133EMKW1	FEDERAL FARM CREDIT BANKS FUNDING CORP	0.235	95.9674	12/21/2023	10,000,000.00	9,596,740.00	9,997,785.22	(401,045.22)
3130AKKP0	FEDERAL HOME LOAN BANKS	0.235	95.9393	12/22/2023	15,000,000.00	14,390,895.00	14,994,035.12	(603,140.12)
3130AQF57	FEDERAL HOME LOAN BANKS	0.736	96.3912	12/22/2023	25,000,000.00	24,097,800.00	24,975,589.04	(877,789.04)
3130AU6E6	FEDERAL HOME LOAN BANKS	4.838	99.9455	12/27/2023	25,000,000.00	24,986,375.00	24,980,740.36	5,634.64
3130AKL79	FEDERAL HOME LOAN BANKS	0.250	95.9258	12/28/2023	10,000,000.00	9,592,580.00	10,000,000.00	(407,420.00)
3133EMLT7	FEDERAL FARM CREDIT BANKS FUNDING CORP	0.235	95.8907	12/28/2023	15,000,000.00	14,383,605.00	14,996,599.65	(612,994.65)
3133EMLT7	FEDERAL FARM CREDIT BANKS FUNDING CORP	0.244	95.8907	12/28/2023	10,000,000.00	9,589,070.00	9,996,943.91	(407,873.91)
3130ASKB4	FEDERAL HOME LOAN BANKS	3.350	98.7032	12/29/2023	25,000,000.00	24,675,800.00	25,000,000.00	(324,200.00)
3133EN5M8	FEDERAL FARM CREDIT BANKS FUNDING CORP	4.875	100.0677	01/10/2024	25,000,000.00	25,016,925.00	25,000,000.00	16,925.00
3130AUM92	FEDERAL HOME LOAN BANKS	4.847	99.9634	01/19/2024	25,000,000.00	24,990,850.00	24,977,361.10	13,488.90
3134GWC61	FEDERAL HOME LOAN MORTGAGE CORP	0.420	95.8738	01/24/2024	15,000,000.00	14,381,070.00	15,000,000.00	(618,930.00)
3130AUQC1	FEDERAL HOME LOAN BANKS	4.875	100.0939	01/30/2024	25,000,000.00	25,023,475.00	25,000,000.00	23,475.00
3130AUQC1	FEDERAL HOME LOAN BANKS	4.875	100.0939	01/30/2024	25,000,000.00	25,023,475.00	25,000,000.00	23,475.00
3135GA5A5	FEDERAL NATIONAL MORTGAGE ASSOCIATION	0.350	95.3508	02/23/2024	20,000,000.00	19,070,160.00	20,000,000.00	(929,840.00)
3133ELN39	FEDERAL FARM CREDIT BANKS FUNDING CORP	1.542	96.6105	02/28/2024	5,000,000.00	4,830,525.00	5,000,000.00	(169,475.00)
3136G4Z97	FEDERAL NATIONAL MORTGAGE ASSOCIATION	0.375	95.3453	02/28/2024	10,000,000.00	9,534,530.00	10,000,000.00	(465,470.00)
3130ARH69	FEDERAL HOME LOAN BANKS	2.180	97.2814	02/28/2024	7,000,000.00	6,809,698.00	6,995,562.89	(185,864.89)
3133ENRR3	FEDERAL FARM CREDIT BANKS FUNDING CORP	1.764	96.6435	03/14/2024	20,000,000.00	19,328,700.00	19,969,711.63	(641,011.63)
3133EMTW2	FEDERAL FARM CREDIT BANKS FUNDING CORP	0.307	95.1705	03/18/2024	25,000,000.00	23,792,625.00	24,997,988.26	(1,205,363.26)
3130AKKF2	FEDERAL HOME LOAN BANKS	0.279	94.9359	03/28/2024	15,000,000.00	14,240,385.00	14,998,398.31	(758,013.31)
3130AKKF2	FEDERAL HOME LOAN BANKS	0.270	94.9359	03/28/2024	10,000,000.00	9,493,590.00	10,000,000.00	(506,410.00)
3130AKKF2	FEDERAL HOME LOAN BANKS	0.270	94.9359	03/28/2024	15,000,000.00	14,240,385.00	15,000,000.00	(759,615.00)
3136G4W31	FEDERAL NATIONAL MORTGAGE ASSOCIATION	0.320	94.9915	03/28/2024	10,000,000.00	9,499,150.00	10,000,000.00	(500,850.00)
3130ARFS5	FEDERAL HOME LOAN BANKS	2.000	96.9563	03/28/2024	10,000,000.00	9,695,630.00	10,000,000.00	(304,370.00)
3133EMVD1	FEDERAL FARM CREDIT BANKS FUNDING CORP	0.330	94.9200	04/05/2024	10,000,000.00	9,492,000.00	10,000,000.00	(508,000.00)
3130ALTJ3	FEDERAL HOME LOAN BANKS	0.375	94.9404	04/08/2024	10,000,000.00	9,494,040.00	10,000,000.00	(505,960.00)
3133ENU57	FEDERAL FARM CREDIT BANKS FUNDING CORP	2.580	97.4931	04/18/2024	10,000,000.00	9,749,310.00	10,000,000.00	(250,690.00)
3133ENU57	FEDERAL FARM CREDIT BANKS FUNDING CORP	2.721	97.4931	04/18/2024	10,256,274.12	10,502,611.40	10,256,274.12	(246,337.28)
3134GVAL0	FEDERAL HOME LOAN MORTGAGE CORP	0.500	94.8434	04/29/2024	15,000,000.00	14,226,510.00	15,000,000.00	(773,490.00)
3135GA2P1	FEDERAL NATIONAL MORTGAGE ASSOCIATION	0.356	94.6133	05/03/2024	3,500,000.00	3,311,465.50	3,499,748.07	(188,282.57)
3135GA3C3	FEDERAL NATIONAL MORTGAGE ASSOCIATION	0.350	94.4795	05/17/2024	10,000,000.00	9,447,950.00	10,000,000.00	(552,050.00)
3135GA3C3	FEDERAL NATIONAL MORTGAGE ASSOCIATION	0.350	94.4795	05/17/2024	10,000,000.00	9,447,950.00	10,000,000.00	(552,050.00)
3134GXCF9	FEDERAL HOME LOAN MORTGAGE CORP	0.400	94.4756	05/24/2024	10,000,000.00	9,447,560.00	10,000,000.00	(552,440.00)
3134GXCF9	FEDERAL HOME LOAN MORTGAGE CORP	0.400	94.4756	05/24/2024	10,000,000.00	9,447,560.00	10,000,000.00	(552,440.00)
3134GVYX0	FEDERAL HOME LOAN MORTGAGE CORP	0.500	94.6137	06/03/2024	10,000,000.00	9,461,370.00	10,000,000.00	(538,630.00)
3133ENYX2	FEDERAL FARM CREDIT BANKS FUNDING CORP	3.439	98.1002	06/17/2024	10,000,000.00	9,810,020.00	9,975,071.68	(165,051.68)
3134GXV50	FEDERAL HOME LOAN MORTGAGE CORP	2.900	97.5909	06/21/2024	10,000,000.00	9,759,090.00	10,000,000.00	(240,910.00)
3134GWR32	FEDERAL HOME LOAN MORTGAGE CORP	0.410	94.1843	06/24/2024	10,000,000.00	9,418,430.00	10,000,000.00	(581,570.00)
3130AKLB0	FEDERAL HOME LOAN BANKS	0.260	93.9448	06/28/2024	15,000,000.00	14,091,720.00	15,000,000.00	(908,280.00)
3130AKLB0	FEDERAL HOME LOAN BANKS	0.260	93.9448	06/28/2024	10,000,000.00	9,394,480.00	10,000,000.00	(605,520.00)
3130AQ6U2	FEDERAL HOME LOAN BANKS	1.000	95.0045	06/28/2024	25,000,000.00	23,751,125.00	25,000,000.00	(1,248,875.00)
3134GV3A4	FEDERAL HOME LOAN MORTGAGE CORP	0.500	94.4329	07/01/2024	5,000,000.00	4,721,645.00	5,000,000.00	(278,355.00)
3134GV5R5	FEDERAL HOME LOAN MORTGAGE CORP	0.570	94.2228	07/15/2024	5,000,000.00	4,711,140.00	5,000,000.00	(288,860.00)
3136G4J38	FEDERAL NATIONAL MORTGAGE ASSOCIATION	0.410	93.7031	08/12/2024	15,000,000.00	14,055,465.00	15,000,000.00	(944,535.00)
3133EL4J0	FEDERAL FARM CREDIT BANKS FUNDING CORP	2.882	93.7299	08/19/2024	10,000,000.00	9,372,990.00	9,641,856.47	(268,866.

3133EMPL5	FEDERAL FARM CREDIT BANKS FUNDING CORP	0.320	92.4501	12/23/2024	15,000,000.00	13,867,515.00	15,000,000.00	(1,132,485.00)
3133EMPL5	FEDERAL FARM CREDIT BANKS FUNDING CORP	0.339	92.4501	12/23/2024	10,000,000.00	9,245,010.00	9,996,437.79	(751,427.79)
3133ENK58	FEDERAL FARM CREDIT BANKS FUNDING CORP	1.202	94.0995	01/06/2025	5,000,000.00	4,704,975.00	4,992,730.29	(287,755.29)
3135GX024	FEDERAL NATIONAL MORTGAGE ASSOCIATION	1.098	95.0087	01/07/2025	10,000,000.00	9,500,870.00	10,099,617.83	(598,747.83)
3134GWE19	FEDERAL HOME LOAN MORTGAGE CORP	0.510	92.7863	01/29/2025	15,000,000.00	13,917,945.00	15,000,000.00	(1,082,055.00)
3133ENPY0	FEDERAL FARM CREDIT BANKS FUNDING CORP	1.764	95.0378	02/25/2025	5,000,000.00	4,751,890.00	4,998,622.26	(246,732.26)
3133EMSC7	FEDERAL FARM CREDIT BANKS FUNDING CORP	0.512	92.1827	03/03/2025	10,000,000.00	9,218,270.00	9,993,484.19	(775,214.19)
3133EMSC7	FEDERAL FARM CREDIT BANKS FUNDING CORP	0.480	92.1827	03/03/2025	5,000,000.00	4,609,135.00	5,000,000.00	(390,865.00)
3130AR4V0	FEDERAL HOME LOAN BANKS	2.150	95.5273	03/14/2025	5,000,000.00	4,776,365.00	5,000,000.00	(223,635.00)
3130ALLP7	FEDERAL HOME LOAN BANKS	0.688	92.4523	03/17/2025	15,000,000.00	13,867,845.00	14,987,990.10	(1,120,145.10)
3130ALLP7	FEDERAL HOME LOAN BANKS	0.701	92.4523	03/17/2025	25,000,000.00	23,113,075.00	24,973,051.69	(1,859,976.69)
3130ALN34	FEDERAL HOME LOAN BANKS	0.700	92.5021	03/24/2025	10,000,000.00	9,250,210.00	10,000,000.00	(749,790.00)
3134GWT22	FEDERAL HOME LOAN MORTGAGE CORP	0.475	91.9900	03/24/2025	15,000,000.00	13,798,500.00	15,000,000.00	(1,201,500.00)
3130ALNK6	FEDERAL HOME LOAN BANKS	0.625	92.3433	03/25/2025	10,000,000.00	9,234,330.00	10,000,000.00	(765,670.00)
3130ALKF0	FEDERAL HOME LOAN BANKS	0.625	92.3433	03/25/2025	10,000,000.00	9,234,330.00	10,000,000.00	(765,670.00)
3130ALKF0	FEDERAL HOME LOAN BANKS	0.625	92.3433	03/25/2025	10,000,000.00	9,234,330.00	10,000,000.00	(765,670.00)
3130AR7D7	FEDERAL HOME LOAN BANKS	2.050	95.2488	03/25/2025	5,000,000.00	4,762,440.00	5,000,000.00	(237,560.00)
3134GWP26	FEDERAL HOME LOAN MORTGAGE CORP	0.500	92.0095	03/28/2025	10,000,000.00	9,200,950.00	10,000,000.00	(799,050.00)
3133EMUP5	FEDERAL FARM CREDIT BANKS FUNDING CORP	0.710	92.4632	04/01/2025	10,000,000.00	9,246,320.00	10,000,000.00	(753,680.00)
3133EMUP5	FEDERAL FARM CREDIT BANKS FUNDING CORP	0.710	92.4632	04/01/2025	10,000,000.00	9,246,320.00	10,000,000.00	(753,680.00)
3130ALWL4	FEDERAL HOME LOAN BANKS	0.720	92.4338	04/08/2025	15,000,000.00	13,865,070.00	15,000,000.00	(1,134,930.00)
3130ALDX9	FEDERAL HOME LOAN BANKS	0.500	91.5800	05/23/2025	14,750,000.00	13,508,050.00	14,750,000.00	(1,241,950.00)
3134GVRV2	FEDERAL HOME LOAN MORTGAGE CORP	0.750	92.1553	05/27/2025	10,000,000.00	9,215,530.00	10,000,000.00	(784,470.00)
3134GVM6	FEDERAL HOME LOAN MORTGAGE CORP	0.730	92.1049	05/28/2025	5,000,000.00	4,605,245.00	5,000,000.00	(394,755.00)
3134GVM6	FEDERAL HOME LOAN MORTGAGE CORP	0.730	92.1049	05/28/2025	10,000,000.00	9,210,490.00	10,000,000.00	(789,510.00)
3134GVB31	FEDERAL HOME LOAN MORTGAGE CORP	0.760	92.1485	05/28/2025	15,000,000.00	13,822,275.00	14,996,507.17	(1,174,232.17)
3130ARSC6	FEDERAL HOME LOAN BANKS	2.900	96.6662	05/29/2025	10,000,000.00	9,666,620.00	10,000,000.00	(333,380.00)
3134GEV95	FEDERAL HOME LOAN MORTGAGE CORP	0.650	92.1920	06/09/2025	15,000,000.00	13,828,800.00	15,000,000.00	(1,171,200.00)
3133ELH80	FEDERAL FARM CREDIT BANKS FUNDING CORP	0.680	91.8608	06/10/2025	5,025,000.00	4,616,005.20	5,025,000.00	(408,994.80)
3134GWP91	FEDERAL HOME LOAN MORTGAGE CORP	0.500	91.3554	06/16/2025	5,000,000.00	4,567,770.00	5,000,000.00	(432,230.00)
3130ALH20	FEDERAL HOME LOAN BANKS	0.530	91.4707	06/18/2025	10,000,000.00	9,147,070.00	10,000,000.00	(852,930.00)
3135GAAZ4	FEDERAL NATIONAL MORTGAGE ASSOCIATION	0.500	91.2944	06/24/2025	10,000,000.00	9,129,440.00	10,000,000.00	(870,560.00)
3134GXYR9	FEDERAL HOME LOAN MORTGAGE CORP	3.560	97.6931	06/27/2025	10,000,000.00	9,769,310.00	10,000,000.00	(230,690.00)
3136G4XK4	FEDERAL NATIONAL MORTGAGE ASSOCIATION	0.650	91.6522	06/30/2025	5,000,000.00	4,582,610.00	5,000,000.00	(417,390.00)
3130ALU93	FEDERAL HOME LOAN BANKS	0.750	91.8786	06/30/2025	10,000,000.00	9,187,860.00	10,000,000.00	(812,140.00)
3136G4XZ1	FEDERAL NATIONAL MORTGAGE ASSOCIATION	0.740	91.8555	06/30/2025	5,000,000.00	4,592,775.00	5,000,000.00	(407,225.00)
3136G4XR9	FEDERAL NATIONAL MORTGAGE ASSOCIATION	0.740	91.8075	07/07/2025	14,900,000.00	13,679,317.50	14,900,000.00	(1,220,682.50)
3136G4YU1	FEDERAL NATIONAL MORTGAGE ASSOCIATION	0.730	91.7296	07/15/2025	15,000,000.00	13,759,440.00	15,000,000.00	(1,240,560.00)
3136G4C27	FEDERAL NATIONAL MORTGAGE ASSOCIATION	0.700	91.5634	07/29/2025	15,000,000.00	13,734,510.00	15,000,000.00	(1,265,490.00)
3136G4D75	FEDERAL NATIONAL MORTGAGE ASSOCIATION	0.600	91.3302	07/29/2025	10,000,000.00	9,133,020.00	10,000,000.00	(866,980.00)
3136G4F32	FEDERAL NATIONAL MORTGAGE ASSOCIATION	0.600	91.3302	07/29/2025	10,000,000.00	9,133,020.00	10,000,000.00	(866,980.00)
3136G4B77	FEDERAL NATIONAL MORTGAGE ASSOCIATION	0.700	91.5200	08/04/2025	10,000,000.00	9,152,000.00	10,000,000.00	(848,000.00)
3136G4B77	FEDERAL NATIONAL MORTGAGE ASSOCIATION	0.700	91.5200	08/04/2025	15,000,000.00	13,728,000.00	15,000,000.00	(1,272,000.00)
3136G4H63	FEDERAL NATIONAL MORTGAGE ASSOCIATION	0.550	91.0602	08/19/2025	15,000,000.00	13,659,030.00	15,000,000.00	(1,340,970.00)
3134GWLW4	FEDERAL HOME LOAN MORTGAGE CORP	0.625	91.2470	08/19/2025	10,000,000.00	9,124,700.00	10,000,000.00	(875,300.00)
3130ALFN9	FEDERAL HOME LOAN BANKS	0.550	91.0398	08/25/2025	5,000,000.00	4,551,990.00	5,000,000.00	(448,010.00)
3136G4X40	FEDERAL NATIONAL MORTGAGE ASSOCIATION	0.600	91.1526	08/26/2025	10,000,000.00	9,115,260.00	10,000,000.00	(884,740.00)
3136G4Z29	FEDERAL NATIONAL MORTGAGE ASSOCIATION	0.625	91.2057	08/27/2025	5,000,000.00	4,560,285.00	5,000,000.00	(439,715.00)
3136G4Q97	FEDERAL NATIONAL MORTGAGE ASSOCIATION	0.650	91.2657	08/27/2025	8,650,000.00	7,894,483.05	8,650,000.00	(755,516.95)
3134GWL38	FEDERAL HOME LOAN MORTGAGE CORP	0.540	90.8638	09/15/2025	10,000,000.00	9,086,380.00	10,000,000.00	(913,620.00)
3134GWL38	FEDERAL HOME LOAN MORTGAGE CORP	0.540	90.8638	09/15/2025	15,000,000.00	13,629,570.00	15,000,000.00	(1,370,430.00)
3137EAXE3	FEDERAL HOME LOAN MORTGAGE CORP	0.497	90.8849	09/23/2025	10,000,000.00	9,088,490.00	9,968,154.92	(879,664.92)
3134GWTG1	FEDERAL HOME LOAN MORTGAGE CORP	0.600	90.8817	09/30/2025	5,000,000.00	4,544,085.00	5,000,000.00	(455,915.00)
3135G06A6	FEDERAL NATIONAL MORTGAGE ASSOCIATION	0.580	90.6908	10/20/2025	10,000,000.00	9,069,080.00	10,000,000.00	(930,920.00)
3135G06A6	FEDERAL NATIONAL MORTGAGE ASSOCIATION	0.587	90.6908	10/20/2025	10,000,000.00	9,069,080.00	9,998,080.55	(929,000.55)
3134GZWV1	FEDERAL HOME LOAN MORTGAGE CORP	1.238	90.8542	10/22/2025	15,000,000.00	13,628,130.00	14,766,208.04	(1,138,078.04)
3136G4S53	FEDERAL NATIONAL MORTGAGE ASSOCIATION	0.540	90.5395	10/27/2025	10,000,000.00	9,053,950.00	10,000,000.00	(946,050.00)
3134GW3X2	FEDERAL HOME LOAN MORTGAGE CORP	0.625	90.7561	10/27/2025	10,000,000.00	9,075,610.00	10,000,000.00	(924,390.00)
3134GW3Z7	FEDERAL HOME LOAN MORTGAGE CORP	0.600	90.6855	10/28/2025	10,000,000.00	9,068,550.00	10,000,000.00	(931,450.00)
3134GW3V0	FEDERAL HOME LOAN MORTGAGE CORP	0.550	90.5579	10/28/2025	10,000,000.00	9,055,790.00	10,000,000.00	(944,210.00)
3136G46S7	FEDERAL NATIONAL MORTGAGE ASSOCIATION	0.560	90.5834	10/28/2025	5,000,000.00	4,529,170.00	5,000,000.00	(470,830.00)
3135G06C2	FEDERAL NATIONAL MORTGAGE ASSOCIATION	0.600	90.6785	10/29/2025	10,000,000.00	9,067,850.00	10,000,000.00	(932,150.00)
3135G06C2	FEDERAL NATIONAL MORTGAGE ASSOCIATION	0.604	90.6785	10/29/2025	10,000,000.00	9,067,850.00	9,998,902.92	(931,052.92)
3136G46N8	FEDERAL NATIONAL MORTGAGE ASSOCIATION	0.600	90.6785	10/29/2025	5,000,000.00	4,533,925.00	5,000,000.00	(466,075.00)
3135GA2N0	FEDERAL NATIONAL MORTGAGE ASSOCIATION	0.550	90.5308	11/04/2025	10,000,000.00	9,053,080.00	10,000,000.00	(946,920.00)
3135G06G3	FEDERAL NATIONAL MORTGAGE ASSOCIATION	0.573	90.9319	11/07/2025	14,000,000.00	12,730,466.00	13,972,183.93	(1,241,717.93)
3134GXB55	FEDERAL HOME LOAN MORTGAGE CORP	0.600	90.6033	11/12/2025	5,000,000.00	4,530,165.00	5,000,000.00	(469,835.00)
3134GXB55	FEDERAL HOME LOAN MORTGAGE CORP	0.600	90.6033	11/12/2025	5,000,000.00	4,530,165.00	5,000,000.00	(469,835.00)
3135GAZ23	FEDERAL NATIONAL MORTGAGE ASSOCIATION	0.560	90.4644	11/17/2025	5,000,000.00	4,523,220.00	5,000,000.00	(476,780.00)
3135GAZ23	FEDERAL NATIONAL MORTGAGE ASSOCIATION	0.560	90.4644	11/17/2025	5,000,000.00	4,523,220.00	5,000,000.00	(476,780.00)
3135GAZ23	FEDERAL NATIONAL MORTGAGE ASSOCIATION	0.560	90.4644	11/17/2025	10,000,000.00	9,046,440.00	10,000,000.00	(953,560.00)
3135GA4P3	FEDERAL NATIONAL MORTGAGE ASSOCIATION	0.650	90.6912	11/18/2025	20,000,000.00	18,138,240.00	20,000,000.00	(1,861,760.00)
3135GA3Z2	FEDERAL NATIONAL MORTGAGE ASSOCIATION	0.600	90.5124	11/25/2025	15,000,000.00	13,576,860.00	15,000,000.00	(1,423,140.00)
3133EMLR1	FEDERAL FARM CREDIT BANKS FUNDING CORP	0.506	89.9733	12/23/2025	12,430,000.00	11,183,681.19	12,427,840.24	(1,244,159.05)
3134GXHL1	FEDERAL HOME LOAN MORTGAGE CORP	0.700	90.5394	12/30/2025	10,000,000.00	9,053,940.00	10,000,000.00	(946,060.00)
3130ALZ68	FEDERAL HOME LOAN BANKS	0.615	89.4708	02/18/2026	5,000,000.00	4,473,540.00	4,997,712.92	(524,172.92)
3130ALBX1	FEDERAL HOME LOAN BANKS	0.580	89.3785	02/23/2026	10,000,000.00	8,937,850.00	10,000,000.00	(1,062,150.00)
3130ALCV4	FEDERAL HOME LOAN BANKS	2.112	89.8783	02/24/2026	25,000,000.00	22,469,575.00	24,005,784.75	(1,536,209.75)
3130AL6K5	FEDERAL HOME LOAN BANKS	0.580	89.3640	02/25/2026	6,000,000.00	5,361,840.00	6,000,000.00	(638,160.00)
3130ALEM2	FEDERAL HOME LOAN BANKS	0.790	90.0114	02/25/2026	10,000,000.00	9,001,140.00	10,000,000.00	(998,860.00)
3130ALEM2	FEDERAL HOME LOAN BANKS	0.790	90.0114	02/25/2026	15,000,000.00	13,501,710.00	15,000,000.00	(1,498,290.00)
3130ALGR9	FEDERAL HOME LOAN BANKS	0.850	90.2281	02/26/2026	10,000,000.00	9,022,810.00	10,000,000.00	(977,190.00)
3130ALEY6	FEDERAL HOME LOAN BANKS	3.157	89.9971	03/04/2026	16,160,000.00	14,543,531.36	15,056,252.59	(512,721.23)
3130ALHH0	FEDERAL HOME LOAN BANKS	3.040	90.5543	03/05/2026	10,500,000.00	9,508,201.50	9,868,096.63	(359,895.13)
3130ALEH3	FEDERAL HOME LOAN BANKS	0.700	89.6023	03/16/2026	25,000,000.00	22,400,575.00	25,000,000.00	(2,599,425.00)
3130ALH56	FEDERAL HOME LOAN BANKS	0.750	89.7328	03/18/2026	10,000,000.00	8,973,280.00	10,000,000.00	(1,026,720.00)
3130ALH56	FEDERAL HOME LOAN BANKS	0.750	89.7328	03/18/2026	10,000,000.00	8,973,280.00	10,000,000.00	(1,026,720.00)
3130ALHG2	FEDERAL HOME LOAN BANKS	0.750	89.7328	03/18/2026	10,000,000.00	8,973,280.00	10,000,000.00	(1,026,720.00)
3130ALFW9	FEDERAL HOME LOAN BANKS	0.790	89.8753	03/18/2026	15,000,000.00	13,481,295.00	15,000,000.00	(1,518,705.00)
3130ALGJ7	FEDERAL HOME LOAN BANKS	1.000	90.5584	03/23/2026	14,625,000.00</			



3130AN3R9	FEDERAL HOME LOAN BANKS	1.130	90.3659	07/20/2026	10,000,000.00	9,036,590.00	10,000,000.00	(963,410.00)
3133ENB66	FEDERAL FARM CREDIT BANKS FUNDING CORP	3.174	97.6684	07/20/2026	10,000,000.00	9,766,840.00	9,992,207.39	(225,367.39)
3130ANB7	FEDERAL HOME LOAN BANKS	1.000	89.8261	07/22/2026	15,000,000.00	13,473,915.00	15,000,000.00	(1,526,085.00)
3130ANAJ9	FEDERAL HOME LOAN BANKS	1.000	89.7963	07/27/2026	10,000,000.00	8,979,630.00	10,000,000.00	(1,020,370.00)
3130ANAJ9	FEDERAL HOME LOAN BANKS	1.000	89.7963	07/27/2026	15,000,000.00	13,469,445.00	15,000,000.00	(1,530,555.00)
3133ENC99	FEDERAL FARM CREDIT BANKS FUNDING CORP	3.629	97.4526	07/27/2026	20,000,000.00	19,490,520.00	20,029,090.91	(538,570.91)
3133ENV72	FEDERAL FARM CREDIT BANKS FUNDING CORP	4.590	102.0227	07/27/2026	5,000,000.00	5,101,135.00	4,986,039.59	115,095.41
3133ENV72	FEDERAL FARM CREDIT BANKS FUNDING CORP	4.638	102.0227	07/27/2026	5,000,000.00	5,101,135.00	4,978,443.83	122,691.17
3133ENV72	FEDERAL FARM CREDIT BANKS FUNDING CORP	4.477	102.0227	07/27/2026	5,000,000.00	5,101,135.00	5,003,962.71	97,172.29
3133END80	FEDERAL FARM CREDIT BANKS FUNDING CORP	2.873	97.1591	08/03/2026	10,000,000.00	9,715,910.00	10,041,670.36	(325,760.36)
3130ANFD7	FEDERAL HOME LOAN BANKS	1.000	89.7383	08/05/2026	10,000,000.00	8,973,830.00	10,000,000.00	(1,026,170.00)
3134GX4V3	FEDERAL HOME LOAN MORTGAGE CORP	5.002	99.9652	08/10/2026	4,500,000.00	4,498,434.00	4,500,000.00	(1,566.00)
3130ANE48	FEDERAL HOME LOAN BANKS	1.000	89.6666	08/17/2026	10,000,000.00	8,966,660.00	10,000,000.00	(1,033,340.00)
3130ANMH0	FEDERAL HOME LOAN BANKS	1.100	90.0611	08/20/2026	10,000,000.00	9,006,110.00	10,000,000.00	(993,890.00)
3130ANMH0	FEDERAL HOME LOAN BANKS	1.668	90.0611	08/20/2026	10,000,000.00	9,006,110.00	9,806,548.29	(800,438.29)
3130ANMH0	FEDERAL HOME LOAN BANKS	3.132	90.0611	08/20/2026	15,000,000.00	13,509,165.00	13,991,121.95	(481,956.95)
3133ENH45	FEDERAL FARM CREDIT BANKS FUNDING CORP	3.137	97.5259	08/24/2026	5,000,000.00	4,876,295.00	4,998,041.99	(97,322.99)
3133ENH45	FEDERAL FARM CREDIT BANKS FUNDING CORP	3.294	97.5259	08/24/2026	5,000,000.00	4,876,295.00	4,972,021.93	(95,726.93)
3130ANPF1	FEDERAL HOME LOAN BANKS	1.000	89.6193	08/25/2026	10,000,000.00	8,961,930.00	10,000,000.00	(1,038,070.00)
3130ANSC5	FEDERAL HOME LOAN BANKS	1.000	89.6131	08/26/2026	15,000,000.00	13,441,965.00	15,000,000.00	(1,558,035.00)
3130ANT59	FEDERAL HOME LOAN BANKS	1.000	89.6134	08/26/2026	15,000,000.00	13,442,010.00	15,000,000.00	(1,557,990.00)
3130ATFH5	FEDERAL HOME LOAN BANKS	3.941	99.6150	09/11/2026	5,000,000.00	4,980,750.00	4,968,424.14	12,325.86
3130ATHV2	FEDERAL HOME LOAN BANKS	4.312	101.2853	09/11/2026	1,000,000.00	1,012,853.00	997,973.71	14,879.29
3130AP5M3	FEDERAL HOME LOAN BANKS	1.040	89.6401	09/28/2026	15,000,000.00	13,446,015.00	15,000,000.00	(1,553,985.00)
3130APAD7	FEDERAL HOME LOAN BANKS	1.035	89.6711	09/28/2026	15,000,000.00	13,450,665.00	15,000,000.00	(1,549,335.00)
3130ANYN4	FEDERAL HOME LOAN BANKS	1.000	89.4011	09/30/2026	10,000,000.00	8,940,110.00	10,000,000.00	(1,059,890.00)
3133ENT67	FEDERAL FARM CREDIT BANKS FUNDING CORP	4.318	100.9994	10/19/2026	5,000,000.00	5,049,970.00	4,988,491.17	61,478.83
3133ENT67	FEDERAL FARM CREDIT BANKS FUNDING CORP	4.318	100.9994	10/19/2026	5,000,000.00	5,049,970.00	4,988,491.17	61,478.83
3133ENBK5	FEDERAL FARM CREDIT BANKS FUNDING CORP	1.249	89.8446	10/20/2026	10,000,000.00	8,984,460.00	9,960,639.50	(976,179.50)
3133ENBK5	FEDERAL FARM CREDIT BANKS FUNDING CORP	1.340	89.8446	10/20/2026	10,000,000.00	8,984,460.00	9,928,260.99	(943,800.99)
3133EN7A2	FEDERAL FARM CREDIT BANKS FUNDING CORP	3.827	98.9693	10/26/2026	4,300,000.00	4,255,679.90	4,270,245.98	(14,566.08)
3134GW4C7	FEDERAL HOME LOAN MORTGAGE CORP	3.046	88.4376	10/27/2026	20,000,000.00	17,687,520.00	18,443,513.38	(755,993.38)
3134GW4C7	FEDERAL HOME LOAN MORTGAGE CORP	3.092	88.4376	10/27/2026	20,000,000.00	17,687,520.00	18,406,487.56	(718,967.56)
3134GW4C7	FEDERAL HOME LOAN MORTGAGE CORP	3.488	88.4376	10/27/2026	5,000,000.00	4,421,880.00	4,536,660.93	(114,780.93)
3134GW6C5	FEDERAL HOME LOAN MORTGAGE CORP	3.122	88.4312	10/28/2026	15,000,000.00	13,264,680.00	13,793,955.64	(529,275.64)
3130ARUF6	FEDERAL HOME LOAN BANKS	3.125	96.3294	10/29/2026	10,000,000.00	9,632,940.00	10,000,000.00	(367,060.00)
3133ENEM8	FEDERAL FARM CREDIT BANKS FUNDING CORP	1.430	90.6808	11/23/2026	10,000,000.00	9,068,080.00	10,000,000.00	(931,920.00)
3130APWW1	FEDERAL HOME LOAN BANKS	1.503	90.9076	11/24/2026	20,000,000.00	18,181,520.00	19,997,704.23	(1,816,184.23)
3130ATV64	FEDERAL HOME LOAN BANKS	3.986	102.3576	12/11/2026	5,000,000.00	5,117,880.00	5,090,422.69	27,457.31
3133ENAG2	FEDERAL FARM CREDIT BANKS FUNDING CORP	3.923	100.3730	12/15/2026	25,000,000.00	25,093,250.00	25,014,748.97	78,501.03
3130AQF65	FEDERAL HOME LOAN BANKS	1.306	90.6762	12/21/2026	10,000,000.00	9,067,620.00	9,978,998.80	(911,378.80)
3130AQAY9	FEDERAL HOME LOAN BANKS	1.500	90.7252	12/30/2026	25,000,000.00	22,681,300.00	25,000,000.00	(2,318,700.00)
3133ENK64	FEDERAL FARM CREDIT BANKS FUNDING CORP	1.908	91.0091	01/11/2027	10,000,000.00	9,100,910.00	9,835,817.58	(734,907.58)
3133ENL21	FEDERAL FARM CREDIT BANKS FUNDING CORP	1.860	91.6429	01/26/2027	10,000,000.00	9,164,290.00	9,969,659.49	(805,369.49)
3130AQH55	FEDERAL HOME LOAN BANKS	1.984	91.3869	01/28/2027	10,000,000.00	9,138,690.00	9,892,476.78	(753,786.78)
3130AQH55	FEDERAL HOME LOAN BANKS	2.086	91.3869	01/28/2027	20,000,000.00	18,277,380.00	19,708,438.02	(1,431,058.02)
3130AQKM4	FEDERAL HOME LOAN BANKS	1.750	91.5486	01/28/2027	11,250,000.00	10,299,217.50	11,250,000.00	(950,782.50)
3130AKYH3	FEDERAL HOME LOAN BANKS	1.746	87.8941	02/10/2027	10,000,000.00	8,789,410.00	9,648,419.96	(859,009.96)
3130AL2X1	FEDERAL HOME LOAN BANKS	3.001	87.9563	02/17/2027	10,000,000.00	8,795,630.00	9,195,798.67	(400,168.67)
3130ALEDD	FEDERAL HOME LOAN BANKS	2.050	88.6689	02/24/2027	15,000,000.00	13,300,335.00	14,406,645.70	(1,106,310.70)
3130ALEDD	FEDERAL HOME LOAN BANKS	3.001	88.6689	02/24/2027	20,000,000.00	17,733,780.00	18,508,007.18	(774,227.18)
3130AQRQ8	FEDERAL HOME LOAN BANKS	2.000	92.2483	02/25/2027	10,000,000.00	9,224,830.00	10,000,000.00	(775,170.00)
3130AQRH8	FEDERAL HOME LOAN BANKS	2.000	92.2483	02/25/2027	5,000,000.00	4,612,415.00	5,000,000.00	(387,585.00)
3130AQRH8	FEDERAL HOME LOAN BANKS	2.000	92.2483	02/25/2027	5,000,000.00	4,612,415.00	5,000,000.00	(387,585.00)
3130AR6U0	FEDERAL HOME LOAN BANKS	2.500	93.7767	03/22/2027	5,000,000.00	4,688,835.00	5,000,000.00	(311,165.00)
3130ARHX2	FEDERAL HOME LOAN BANKS	3.000	95.2857	03/25/2027	10,000,000.00	9,528,570.00	10,000,000.00	(471,430.00)
3130ARHX2	FEDERAL HOME LOAN BANKS	3.000	95.2857	03/25/2027	10,000,000.00	9,528,570.00	10,000,000.00	(471,430.00)
3130ARHX2	FEDERAL HOME LOAN BANKS	3.000	95.2857	03/25/2027	10,000,000.00	9,528,570.00	10,000,000.00	(471,430.00)
3133ENV99	FEDERAL FARM CREDIT BANKS FUNDING CORP	2.913	96.4298	04/26/2027	10,000,000.00	9,642,980.00	9,985,108.43	(342,128.43)
3133ENV67	FEDERAL FARM CREDIT BANKS FUNDING CORP	3.606	99.3465	04/26/2027	8,000,000.00	7,947,720.00	8,006,215.86	(58,495.86)
3133ENV67	FEDERAL FARM CREDIT BANKS FUNDING CORP	3.623	99.3465	04/26/2027	2,000,000.00	1,986,930.00	2,000,272.94	(13,342.94)
3133ENV67	FEDERAL FARM CREDIT BANKS FUNDING CORP	3.744	99.3465	04/26/2027	4,820,000.00	4,788,501.30	4,797,961.79	(9,460.49)
3130ARPV7	FEDERAL HOME LOAN BANKS	3.500	96.4592	04/28/2027	10,000,000.00	9,645,920.00	10,000,000.00	(354,080.00)
3130ARSF9	FEDERAL HOME LOAN BANKS	3.000	95.6672	04/29/2027	10,000,000.00	9,566,720.00	10,000,000.00	(433,280.00)
3130AS3F4	FEDERAL HOME LOAN BANKS	3.770	96.9217	05/26/2027	10,000,000.00	9,692,170.00	10,000,000.00	(307,830.00)
3130ASGU7	FEDERAL HOME LOAN BANKS	3.095	98.9027	06/11/2027	10,000,000.00	9,890,270.00	10,162,470.01	(272,200.01)
3130ASDV8	FEDERAL HOME LOAN BANKS	3.300	96.0536	06/28/2027	10,000,000.00	9,605,360.00	10,000,000.00	(394,640.00)
3130ASH44	FEDERAL HOME LOAN BANKS	4.700	98.6638	06/30/2027	15,000,000.00	14,799,570.00	15,000,000.00	(200,430.00)
3134GXZW7	FEDERAL HOME LOAN MORTGAGE CORP	4.250	98.0592	06/30/2027	10,000,000.00	9,805,920.00	10,000,000.00	(194,080.00)
3130AUAP9	FEDERAL HOME LOAN BANKS	4.450	99.4326	06/30/2027	25,000,000.00	24,858,150.00	25,000,000.00	(141,850.00)
3133ENB33	FEDERAL FARM CREDIT BANKS FUNDING CORP	3.075	97.0582	07/19/2027	10,000,000.00	9,705,820.00	9,989,740.69	(283,920.69)
3134GYDU3	FEDERAL HOME LOAN MORTGAGE CORP	4.720	100.3049	07/30/2027	25,000,000.00	25,076,225.00	25,000,000.00	76,225.00
3130ATHW0	FEDERAL HOME LOAN BANKS	4.239	101.5643	09/10/2027	2,000,000.00	2,031,286.00	1,990,598.05	40,687.95
3130ATHW0	FEDERAL HOME LOAN BANKS	4.241	101.5643	09/10/2027	3,000,000.00	3,046,929.00	2,985,739.57	61,189.43
3133ENL99	FEDERAL FARM CREDIT BANKS FUNDING CORP	3.467	98.4124	09/15/2027	10,000,000.00	9,841,240.00	9,961,289.54	(120,049.54)
3133ENL99	FEDERAL FARM CREDIT BANKS FUNDING CORP	3.830	98.4124	09/15/2027	10,000,000.00	9,841,240.00	9,810,441.30	30,798.70
3130ATET0	FEDERAL HOME LOAN BANKS	3.702	99.7777	09/27/2027	20,000,000.00	19,955,540.00	19,998,139.10	(42,599.10)
3130ATBV8	FEDERAL HOME LOAN BANKS	4.150	98.5343	09/29/2027	5,000,000.00	4,926,715.00	5,000,000.00	(73,285.00)
3130ATBV8	FEDERAL HOME LOAN BANKS	4.150	98.5343	09/29/2027	5,000,000.00	4,926,715.00	5,000,000.00	(73,285.00)
3130ATBV8	FEDERAL HOME LOAN BANKS	4.150	98.5343	09/29/2027	7,225,000.00	7,119,103.18	7,225,000.00	(105,896.83)
3130ATH42	FEDERAL HOME LOAN BANKS	4.700	99.5234	09/29/2027	7,000,000.00	6,966,638.00	7,000,000.00	(33,362.00)
3133ENQ29	FEDERAL FARM CREDIT BANKS FUNDING CORP	4.122	101.0491	09/29/2027	15,000,000.00	15,157,365.00	14,923,916.11	233,448.89
3130ATFA0	FEDERAL HOME LOAN BANKS	5.125	99.4946	09/30/2027	13,000,000.00	12,934,298.00	13,000,000.00	(65,702.00)
3130ATEF0	FEDERAL HOME LOAN BANKS	4.250	98.0618	09/30/2027	15,000,000.00	14,709,270.00	15,000,000.00	(290,730.00)
3133ENS50	FEDERAL FARM CREDIT BANKS FUNDING CORP	4.231	101.6347	10/14/2027	23,775,000.00	24,163,649.93	23,669,475.10	494,174.83
31422XM90	FEDERAL AGRICULTURAL MORTGAGE CORP	4.320	102.2600	10/21/2027	5,000,000.00	5,113,000.00	5,000,000.00	113,000.00
31422XM90	FEDERAL AGRICULTURAL MORTGAGE CORP	4.320	102.2600	10/21/2027	5,000,000.00	5,113,000.00	5,000,000.00	113,000.00
31422XM90	FEDERAL AGRICULTURAL MORTGAGE CORP	4.320	102.2600	10/21/2027	5,000,000.00	5,113,000.00	5,000,000.00	113,000.00
3133ENV23	FEDERAL FARM CREDIT BANKS FUNDING CORP	5.503	99.9890	10/25/2027	5,000,000.00	4,999,450.00	4,995,265.90	4,184.10
3133ENV23	FEDERAL FARM CREDIT BANKS FUNDING CORP	5.503	99.9890	10/25/2027	5,000,000.00	4,999,450.00	4,995,250.28	4,199.73
3130ATNG8	FEDERAL HOME LOAN BANKS	5.000	100.0432	10/27/2027	5,000,000			

3133ENS6	FEDERAL FARM CREDIT BANKS FUNDING CORP	4.000	101.2863	01/06/2028	25,000,000.00	25,321,575.00	25,000,000.00	321,575.00
3133ENS6	FEDERAL FARM CREDIT BANKS FUNDING CORP	3.713	101.2863	01/06/2028	20,000,000.00	20,257,260.00	20,256,315.21	944.79
3133ENS6	FEDERAL FARM CREDIT BANKS FUNDING CORP	3.757	101.2863	01/06/2028	18,000,000.00	18,231,534.00	18,194,292.06	37,241.94
3134GYE5	FEDERAL HOME LOAN MORTGAGE CORP	4.970	99.8790	01/26/2028	10,000,000.00	9,987,900.00	10,000,000.00	(12,100.00)
3134GYG7	FEDERAL HOME LOAN MORTGAGE CORP	5.050	100.0658	01/26/2028	10,000,000.00	10,006,580.00	10,000,000.00	6,580.00
---	---	<b>2.086</b>	<b>95.3235</b>	<b>08/11/2025</b>	<b>4,262,690,250.00</b>	<b>4,062,383,827.51</b>	<b>4,248,328,489.57</b>	<b>(185,944,662.05)</b>

**Agency  
AGCY DISC**

Cusip	Description	Yield	Market Price	Final Maturity	Par Value	Market Value	Book Value	Net Unrealized Gain/Loss
313384BP3	FEDERAL HOME LOAN BANKS	4.209	99.9284	02/07/2023	50,000,000.00	49,964,200.00	49,965,375.00	(1,175.00)
313384CG2	FEDERAL HOME LOAN BANKS	4.401	99.7132	02/24/2023	15,000,000.00	14,956,980.00	14,958,504.17	(1,524.17)
313384CP2	FEDERAL HOME LOAN BANKS	4.516	99.6233	03/03/2023	25,000,000.00	24,905,825.00	24,907,291.66	(1,466.66)
313384DJ5	FEDERAL HOME LOAN BANKS	3.102	99.3709	03/22/2023	25,000,000.00	24,842,725.00	24,896,215.28	(53,490.28)
313384EG0	FEDERAL HOME LOAN BANKS	1.722	99.0844	04/13/2023	25,000,000.00	24,771,100.00	24,916,180.56	(145,080.56)
313384EQ8	FEDERAL HOME LOAN BANKS	4.595	98.9789	04/21/2023	25,000,000.00	24,744,725.00	24,752,576.39	(7,851.39)
313384EX3	FEDERAL HOME LOAN BANKS	4.560	98.8885	04/28/2023	25,000,000.00	24,722,125.00	24,732,743.05	(10,618.05)
313384FE4	FEDERAL HOME LOAN BANKS	4.115	98.7954	05/05/2023	50,000,000.00	49,397,700.00	49,480,104.17	(82,404.17)
313384FH7	FEDERAL HOME LOAN BANKS	4.636	98.7565	05/08/2023	100,000,000.00	98,756,500.00	98,788,000.00	(31,500.00)
313384FM6	FEDERAL HOME LOAN BANKS	3.938	98.7018	05/12/2023	50,000,000.00	49,350,900.00	49,465,277.78	(114,377.78)
313384FM6	FEDERAL HOME LOAN BANKS	3.938	98.7018	05/12/2023	25,000,000.00	24,675,450.00	24,732,638.89	(57,188.89)
313384FQ7	FEDERAL HOME LOAN BANKS	3.969	98.6629	05/15/2023	25,000,000.00	24,665,725.00	24,722,472.22	(56,747.22)
313384FQ7	FEDERAL HOME LOAN BANKS	4.644	98.6629	05/15/2023	25,000,000.00	24,665,725.00	24,674,548.61	(8,823.61)
313384FT1	FEDERAL HOME LOAN BANKS	2.061	98.6240	05/18/2023	50,000,000.00	49,312,000.00	49,701,138.89	(389,138.89)
313384FY0	FEDERAL HOME LOAN BANKS	2.035	98.5559	05/23/2023	17,189,000.00	16,940,773.65	17,082,736.17	(141,962.52)
313384GF0	FEDERAL HOME LOAN BANKS	4.679	98.4615	05/30/2023	25,000,000.00	24,615,375.00	24,624,694.44	(9,319.44)
313384GG8	FEDERAL HOME LOAN BANKS	4.674	98.4484	05/31/2023	25,000,000.00	24,612,100.00	24,621,927.08	(9,827.08)
313384GG8	FEDERAL HOME LOAN BANKS	4.674	98.4484	05/31/2023	25,000,000.00	24,612,100.00	24,621,927.08	(9,827.08)
313384GG8	FEDERAL HOME LOAN BANKS	4.674	98.4484	05/31/2023	25,000,000.00	24,612,100.00	24,621,928.06	(9,828.06)
313384GM5	FEDERAL HOME LOAN BANKS	4.429	98.3832	06/05/2023	25,000,000.00	24,595,800.00	24,628,000.00	(32,200.00)
313384GW3	FEDERAL HOME LOAN BANKS	4.244	98.2621	06/14/2023	30,000,000.00	29,478,630.00	29,541,150.00	(62,520.00)
313384GX1	FEDERAL HOME LOAN BANKS	4.725	98.2490	06/15/2023	25,000,000.00	24,562,250.00	24,569,618.05	(7,368.05)
313384HF9	FEDERAL HOME LOAN BANKS	4.718	98.1405	06/23/2023	25,000,000.00	24,535,125.00	24,545,402.78	(10,277.78)
313384HL6	FEDERAL HOME LOAN BANKS	4.715	98.0750	06/28/2023	50,000,000.00	49,037,500.00	49,061,854.17	(24,354.17)
313384HR3	FEDERAL HOME LOAN BANKS	4.772	98.0052	07/03/2023	15,000,000.00	14,700,780.00	14,704,550.00	(3,770.00)
313384JW0	FEDERAL HOME LOAN BANKS	4.797	97.6143	08/01/2023	25,000,000.00	24,403,575.00	24,411,750.00	(8,175.00)
313384JZ3	FEDERAL HOME LOAN BANKS	4.806	97.5748	08/04/2023	12,500,000.00	12,196,850.00	12,200,361.11	(3,511.11)
313384KD0	FEDERAL HOME LOAN BANKS	4.775	97.5221	08/08/2023	25,000,000.00	24,380,525.00	24,394,222.22	(13,697.22)
313384KL2	FEDERAL HOME LOAN BANKS	4.644	97.4298	08/15/2023	25,000,000.00	24,357,450.00	24,389,947.92	(32,497.92)
313384KL2	FEDERAL HOME LOAN BANKS	4.802	97.4298	08/15/2023	10,000,000.00	9,742,980.00	9,746,500.00	(3,520.00)
313384KL2	FEDERAL HOME LOAN BANKS	4.785	97.4298	08/15/2023	15,000,000.00	14,614,470.00	14,620,968.75	(6,498.75)
313384LC1	FEDERAL HOME LOAN BANKS	4.121	97.2189	08/31/2023	25,000,000.00	24,304,725.00	24,413,888.89	(109,163.89)
313384LD9	FEDERAL HOME LOAN BANKS	4.786	97.2057	09/01/2023	15,000,000.00	14,588,855.00	14,588,366.67	(7,511.67)
313384LD9	FEDERAL HOME LOAN BANKS	4.786	97.2057	09/01/2023	25,000,000.00	24,301,425.00	24,313,944.44	(12,519.44)
313384LK3	FEDERAL HOME LOAN BANKS	4.773	97.1266	09/07/2023	25,000,000.00	24,281,650.00	24,297,555.56	(15,905.56)
313384LQ0	FEDERAL HOME LOAN BANKS	4.829	97.0671	09/12/2023	12,500,000.00	12,133,387.50	12,136,076.39	(2,688.89)
313384LT4	FEDERAL HOME LOAN BANKS	4.776	97.0276	09/15/2023	25,000,000.00	24,256,900.00	24,271,777.78	(14,877.78)
313384LT4	FEDERAL HOME LOAN BANKS	4.801	97.0276	09/15/2023	10,000,000.00	9,702,760.00	9,706,828.09	(4,068.09)
313384LW7	FEDERAL HOME LOAN BANKS	4.777	96.9882	09/18/2023	70,000,000.00	67,891,740.00	67,933,911.12	(42,171.12)
313384LZ0	FEDERAL HOME LOAN BANKS	4.778	96.9487	09/21/2023	25,000,000.00	24,237,175.00	24,252,445.17	(15,270.17)
313384MH9	FEDERAL HOME LOAN BANKS	4.780	96.8435	09/29/2023	25,000,000.00	24,210,875.00	24,226,666.67	(15,791.67)
313384MH9	FEDERAL HOME LOAN BANKS	4.780	96.8435	09/29/2023	25,000,000.00	24,210,875.00	24,226,666.67	(15,791.67)
313384NE5	FEDERAL HOME LOAN BANKS	4.539	96.5673	10/20/2023	50,000,000.00	48,283,650.00	48,408,625.00	(124,975.00)
313384NM7	FEDERAL HOME LOAN BANKS	4.821	96.4752	10/27/2023	15,000,000.00	14,471,280.00	14,477,400.00	(6,120.00)
313384PG8	FEDERAL HOME LOAN BANKS	4.799	96.2335	11/15/2023	25,000,000.00	24,058,375.00	24,073,229.16	(14,854.16)
313384PG8	FEDERAL HOME LOAN BANKS	4.828	96.2335	11/15/2023	10,000,000.00	9,623,350.00	9,626,900.00	(3,550.00)
313384PM5	FEDERAL HOME LOAN BANKS	4.796	96.1679	11/20/2023	25,000,000.00	24,041,975.00	24,058,097.22	(16,122.22)
---	<b>FEDERAL HOME LOAN BANKS</b>	<b>4.354</b>	<b>98.0533</b>	<b>06/30/2023</b>	<b>1,322,189,000.00</b>	<b>1,296,321,061.15</b>	<b>1,298,092,983.32</b>	<b>(1,771,922.17)</b>

**Agency CMO  
FHLMC CMO**

Cusip	Description	Yield	Market Price	Final Maturity	Par Value	Market Value	Book Value	Net Unrealized Gain/Loss
3137B3NA2	FHMS K-030 A2	4.517	99.5026	04/25/2023	10,519,153.80	10,466,832.37	10,495,388.95	(28,556.57)
3137BWWD2	FHMS K-725 A2	4.878	98.1091	01/25/2024	12,053,908.99	11,825,978.25	11,840,767.46	(14,789.21)
---	---	<b>4.708</b>	<b>98.7639</b>	<b>09/18/2023</b>	<b>22,573,062.79</b>	<b>22,292,810.62</b>	<b>22,336,156.41</b>	<b>(43,345.78)</b>

**Agency CMO  
FNMA CMO**

Cusip	Description	Yield	Market Price	Final Maturity	Par Value	Market Value	Book Value	Net Unrealized Gain/Loss
3136AW7J0	FNA 2017-M8 A2	3.406	95.4983	05/25/2027	13,074,792.30	12,486,209.08	12,926,154.16	(439,945.08)
<b>3136AW7J0</b>	<b>FNA 2017-M8 A2</b>	<b>3.406</b>	<b>95.4983</b>	<b>05/25/2027</b>	<b>13,074,792.30</b>	<b>12,486,209.08</b>	<b>12,926,154.16</b>	<b>(439,945.08)</b>

**Agency MBS  
FHLMC**

Cusip	Description	Yield	Market Price	Final Maturity	Par Value	Market Value	Book Value	Net Unrealized Gain/Loss
3137B36J2	FHMS K-029 A2	3.287	99.6531	02/25/2023	1,443,688.76	1,438,681.16	1,443,688.77	(5,007.61)
3137B36J2	FHMS K-029 A2	3.660	99.6531	02/25/2023	2,092,285.43	2,085,028.09	2,092,285.43	(7,257.34)
3137B3XN2	FHMS K-031 A2	3.494	99.4755	04/25/2023	22,177,905.75	22,061,585.30	22,158,411.44	(96,826.14)
3137B4WB8	FHMS K-033 A2	3.422	99.1614	07/25/2023	19,620,000.00	19,455,472.17	19,577,715.52	(122,243.34)
3137B5JM6	FHMS K-034 A2	3.499	99.1887	07/25/2023	24,829,694.50	24,628,259.38	24,807,675.71	(179,416.33)
3137B5KW2	FHMS K-035 A2	3.667	99.1448	08/25/2023	24,562,330.00	24,352,261.41	24,510,715.02	(158,453.61)
3137B7MZ9	FHMS K-036 A2	4.912	98.9231	10/25/2023	14,242,106.07	14,088,732.12	14,101,551.42	(12,819.30)
3137B7YY9	FHMS K-037 A2	4.889	98.6359	01/25/2024	9,500,000.00	9,370,409.93	9,380,699.01	(10,289.08)
3137FMU67	FHMS K-735 A2	3.518	95.9486	05/25/2026	14,900,085.00	14,296,427.28	14,604,213.27	(307,785.99)
3137FNWX4	FHMS K-736 A2	3.655	94.0875	07/25/2026	10,000,000.00	9,408,746.90	9,579,215.24	(170,468.34)
3137BTUM1	FHMS K-061 A2	4.501	97.1973	11/25/2026	9,000,000.00	8,747,752.50	8,646,295.68	(101,456.82)
3137BYLD0	FHMS K-L01 A2E	4.184	96.6996	02/25/2027	15,000,000.00	14,504,941.35	14,509,063.17	(4,121.82)
3137BXQJ1	FHMS K-064 A2	3.154	96.6636	03/25/2027	1,000,000.00	966,636.34	1,001,503.52	(34,867.18)
3137FZLJ3	FHMS K-066 A2	3.111	96.1998	06/25/2027	11,095,000.00	10,673,372.69	11,085,672.23	(412,299.53)
3132XGRH1	FH WN2287	3.945	98.8580	11/01/2027	25,000,000.00	24,714,500.00	24,786,020.07	(71,520.07)
---	---	<b>3.807</b>	<b>98.2202</b>	<b>01/30/2025</b>	<b>204,463,095.52</b>	<b>200,792,806.61</b>	<b>202,284,725.50</b>	<b>(1,491,918.88)</b>

**Agency MBS  
FNMA**

Cusip	Description	Yield	Market Price	Final Maturity	Par Value	Market Value	Book Value	Net Unrealized Gain/Loss
3138L36P5	FN AM3577	5.568	98.8120	06/01/2023	13,090,521.04	12,935,005.65	12,968,373.57	(33,367.92)
3138LEGR6	FN AN2007	3.059	98.4860	07/01/2023	4,980,467.25	4,905,062.97	4,958,873.82	(53,810.84)
3136AHAG5	FNA 2013-M14 A2	5.541	98.6343	10/25/2023	4,745,693.29	4,680,880.64	4,695,742.88	(14,862.24)
3136AQM8	FNA 2014-M8 A2	5.910	97.4660	06/25/2024	7,778,833.20	7,581,716.17	7,602,845.95	(21,129.78)
3138LCHR1	FN AN0254	3.738	96.0910	12/01/2025	7,444,487.33	7,153,482.32	7,328,709.49	(175,227.17)
3138LCHR9	FEDERAL NATIONAL MORTGAGE ASSOCIATION	2.939	96.0910	12/01/2025	14,234,201.25	13,677,786.32	14,223,471.64	(545,685.32)
3138LDSW9	FN AN1760	4.176	94.5320	06/01/2026	15,000,000.00	14,179,800.00	14,649,896.48	(470,096.48)
3138LENE7	FN AN2188	3.543	94.2530	07/01/2026	10,000,000.00	9,425,		

3138LHUZ5	FN AN5099	3.076	96.1410	04/01/2027	24,306,798.75	23,368,799.39	24,286,447.86	(917,648.48)
3138LHZL1	FN AN5246	3.365	96.5460	05/01/2027	7,100,000.00	6,854,766.00	7,071,091.94	(216,325.94)
3138LJST3	FN AN6257	4.582	96.1780	08/01/2027	15,450,296.60	14,859,786.26	15,703,959.50	155,826.76
3136BML55	FNA 2022-M11 A2	4.554	94.7364	10/25/2027	30,000,000.00	28,420,906.20	28,627,918.36	(207,012.16)
3140LHVX5	FN BS6929	4.280	100.1920	11/01/2027	31,100,000.00	31,159,712.00	31,000,469.25	159,242.75
3140LHAAS	FN BS7116	4.363	101.3190	11/01/2027	20,210,000.00	20,476,569.90	20,210,000.00	266,569.90
---	---	4.158	97.2205	09/29/2026	205,441,298.70	199,679,573.82	202,166,977.61	(2,487,403.79)

**CD**

Cusip	Description	Yield	Market Price	Final Maturity	Par Value	Market Value	Book Value	Net Unrealized Gain/Loss
23344NM60	DNB Bank ASA - New York Branch	4.250	100.0000	02/03/2023	50,000,000.00	50,000,000.00	50,000,000.00	0.00
78012U5A9	Royal Bank of Canada New York Branch	2.050	100.0000	02/13/2023	25,000,000.00	25,000,000.00	25,000,000.00	0.00
21684XJ0	Rabobank Nederland - New York Branch	2.450	100.0000	02/13/2023	50,000,000.00	50,000,000.00	50,000,000.00	0.00
06367CWS2	Bank of Montreal - Chicago Branch	3.330	100.0000	02/17/2023	50,000,000.00	50,000,000.00	50,000,000.00	0.00
06417MJ22	Bank of Nova Scotia - Houston Branch	3.490	100.0000	02/22/2023	50,000,000.00	50,000,000.00	50,000,000.00	0.00
86959RF88	Svenska Handels AB Publ - New York Branch	3.515	100.0007	02/27/2023	50,000,000.00	50,000,354.87	50,000,354.87	0.00
65558UZC9	Nordea ABP - New York Branch	4.390	100.0000	02/27/2023	50,000,000.00	50,000,000.00	50,000,000.00	0.00
06417MB46	Bank of Nova Scotia - Houston Branch	3.400	100.0000	02/28/2023	50,000,000.00	50,000,000.00	50,000,000.00	0.00
86959RH52	Svenska Handels AB Publ - New York Branch	4.200	100.0000	03/17/2023	75,000,000.00	75,000,000.00	75,000,000.00	0.00
89114WVA0	Toronto-Dominion Bank - New York Branch	2.200	100.0000	03/20/2023	20,000,000.00	20,000,000.00	20,000,000.00	0.00
78012U5F8	Royal Bank of Canada New York Branch	2.220	100.0000	03/20/2023	35,000,000.00	35,000,000.00	35,000,000.00	0.00
86959RR44	Svenska Handels AB Publ - New York Branch	4.550	100.0000	03/22/2023	50,000,000.00	50,000,000.00	50,000,000.00	0.00
65558UXB3	Nordea ABP - New York Branch	4.150	100.0000	03/28/2023	50,000,000.00	50,000,000.00	50,000,000.00	0.00
65558UYG1	Nordea ABP - New York Branch	5.020	100.0000	05/02/2023	25,000,000.00	25,000,000.00	25,000,000.00	0.00
65558UYM8	Nordea ABP - New York Branch	4.352	100.0000	05/10/2023	87,000,000.00	87,000,000.00	87,000,000.00	0.00
89115B6S4	Toronto-Dominion Bank - New York Branch	3.850	100.0000	05/15/2023	20,000,000.00	20,000,000.00	20,000,000.00	0.00
23344NK39	DNB Bank ASA - New York Branch	4.680	100.0000	05/17/2023	50,000,000.00	50,000,000.00	50,000,000.00	0.00
23344NL38	DNB Bank ASA - New York Branch	4.680	100.0000	05/18/2023	50,000,000.00	50,000,000.00	50,000,000.00	0.00
89114WXR1	Toronto-Dominion Bank - New York Branch	1.308	100.0000	05/22/2023	25,000,000.00	25,000,000.00	25,000,000.00	0.00
21684XZA7	Rabobank Nederland - New York Branch	3.880	100.0000	05/26/2023	100,000,000.00	100,000,000.00	100,000,000.00	0.00
06367CYY7	Bank of Montreal - Chicago Branch	5.180	100.0000	05/30/2023	50,000,000.00	50,000,000.00	50,000,000.00	0.00
06367D3D5	Bank of Montreal - Chicago Branch	4.700	100.0000	05/30/2023	50,000,000.00	50,000,000.00	50,000,000.00	0.00
21684XZU3	Rabobank Nederland - New York Branch	4.980	100.0000	06/06/2023	50,000,000.00	50,000,000.00	50,000,000.00	0.00
06367CXZ5	Bank of Montreal - Chicago Branch	4.520	100.0000	06/07/2023	50,000,000.00	50,000,000.00	50,000,000.00	0.00
06417MP74	Bank of Nova Scotia - Houston Branch	4.250	100.0000	06/09/2023	50,000,000.00	50,000,000.00	50,000,000.00	0.00
65558UC59	Nordea ABP - New York Branch	4.900	100.0000	06/20/2023	50,000,000.00	50,000,000.00	50,000,000.00	0.00
23344NL53	DNB Bank ASA - New York Branch	4.760	100.0000	06/20/2023	45,000,000.00	45,000,000.00	45,000,000.00	0.00
23344NL46	DNB Bank ASA - New York Branch	4.770	100.0000	06/20/2023	50,000,000.00	50,000,000.00	50,000,000.00	0.00
78012U6X8	Royal Bank of Canada New York Branch	3.710	100.0000	06/22/2023	25,000,000.00	25,000,000.00	25,000,000.00	0.00
65558UD66	Nordea ABP - New York Branch	4.900	100.0000	06/26/2023	35,000,000.00	35,000,000.00	35,000,000.00	0.00
89115B6P0	Toronto-Dominion Bank - New York Branch	5.260	100.0000	06/27/2023	50,000,000.00	50,000,000.00	50,000,000.00	0.00
89115BF70	Toronto-Dominion Bank - New York Branch	5.400	100.0000	08/15/2023	50,000,000.00	50,000,000.00	50,000,000.00	0.00
78015JKE6	Royal Bank of Canada New York Branch	5.390	100.0000	08/21/2023	75,000,000.00	75,000,000.00	75,000,000.00	0.00
89115BWW6	Toronto-Dominion Bank - New York Branch	4.760	100.0000	08/31/2023	50,000,000.00	50,000,000.00	50,000,000.00	0.00
06367D2F1	Bank of Montreal - Chicago Branch	5.430	100.0000	09/01/2023	50,000,000.00	50,000,000.00	50,000,000.00	0.00
89115BCB4	Toronto-Dominion Bank - New York Branch	5.570	100.0000	09/05/2023	50,000,000.00	50,000,000.00	50,000,000.00	0.00
06417MR23	Bank of Nova Scotia - Houston Branch	4.771	100.0000	09/29/2023	50,000,000.00	50,000,000.00	50,000,000.00	0.00
89115BKK5	Toronto-Dominion Bank - New York Branch	5.410	100.0000	10/10/2023	50,000,000.00	50,000,000.00	50,000,000.00	0.00
78015JMA2	Royal Bank of Canada New York Branch	5.590	100.0000	10/11/2023	50,000,000.00	50,000,000.00	50,000,000.00	0.00
78015JQ26	Royal Bank of Canada New York Branch	5.280	100.0000	10/23/2023	25,000,000.00	25,000,000.00	25,000,000.00	0.00
89115BJK7	Toronto-Dominion Bank - New York Branch	5.470	100.0000	11/01/2023	50,000,000.00	50,000,000.00	50,000,000.00	0.00
78015JNS2	Royal Bank of Canada New York Branch	5.470	100.0000	11/22/2023	50,000,000.00	50,000,000.00	50,000,000.00	0.00
89115BMP2	Toronto-Dominion Bank - New York Branch	5.390	100.0000	11/24/2023	50,000,000.00	50,000,000.00	50,000,000.00	0.00
78015JQ19	Royal Bank of Canada New York Branch	5.410	100.0000	11/30/2023	50,000,000.00	50,000,000.00	50,000,000.00	0.00
78015JP68	Royal Bank of Canada New York Branch	4.945	100.0000	12/15/2023	50,000,000.00	50,000,000.00	50,000,000.00	0.00
78015JQA8	Royal Bank of Canada New York Branch	5.420	100.0000	01/03/2024	50,000,000.00	50,000,000.00	50,000,000.00	0.00
89115BNN2	Toronto-Dominion Bank - New York Branch	5.390	100.0000	01/10/2024	50,000,000.00	50,000,000.00	50,000,000.00	0.00
89115BRT9	Toronto-Dominion Bank - New York Branch	5.220	100.0000	01/24/2024	40,000,000.00	40,000,000.00	40,000,000.00	0.00
---	---	4.554	100.0000	07/01/2023	2,307,000,000.00	2,307,000,354.87	2,307,000,354.87	0.00

**CP**

Cusip	Description	Yield	Market Price	Final Maturity	Par Value	Market Value	Book Value	Net Unrealized Gain/Loss
77119MP19	Roche Holdings, Inc.	4.114	100.0000	02/01/2023	25,000,000.00	25,000,000.00	25,000,000.00	0.00
63763QP19	National Securities Clearing Corporation	4.354	100.0000	02/01/2023	40,000,000.00	40,000,000.00	40,000,000.00	0.00
23102VP12	Cummins Inc.	4.411	100.0000	02/01/2023	38,728,000.00	38,728,000.00	38,728,000.00	0.00
03948HP39	Archer-Daniels-Midland Company	4.381	99.9759	02/03/2023	50,000,000.00	49,987,972.22	49,987,972.22	0.00
23102VP61	Cummins Inc.	4.462	99.9383	02/06/2023	43,200,000.00	43,173,360.00	43,173,360.00	(240.00)
23102VP61	Cummins Inc.	4.503	99.9383	02/06/2023	39,750,000.00	39,725,487.50	39,725,487.50	0.00
02314QP78	Amazon.com, Inc.	2.791	99.9542	02/07/2023	25,000,000.00	24,988,541.67	24,988,541.67	0.00
02314QP78	Amazon.com, Inc.	2.792	99.9542	02/07/2023	25,000,000.00	24,988,541.67	24,988,541.67	0.00
23102VP79	Cummins Inc.	4.514	99.9258	02/07/2023	17,875,000.00	17,861,742.71	17,861,742.71	0.00
23102VP79	Cummins Inc.	4.514	99.9258	02/07/2023	60,700,000.00	60,654,980.83	60,654,980.83	0.00
63763QP84	National Securities Clearing Corporation	3.964	99.9242	02/08/2023	32,000,000.00	31,975,733.33	31,975,733.33	0.00
66985SPD5	Novartis Finance Corporation	4.423	99.8543	02/13/2023	50,000,000.00	49,927,166.66	49,927,166.66	0.00
63763QPE1	National Securities Clearing Corporation	4.425	99.8429	02/14/2023	50,000,000.00	49,921,458.33	49,921,458.33	0.00
89233HPE8	Toyota Motor Credit Corporation	4.569	99.8375	02/14/2023	50,000,000.00	49,918,750.00	49,918,750.00	0.00
74271UPF1	The Procter & Gamble Company	4.321	99.8347	02/15/2023	50,000,000.00	49,917,361.11	49,917,361.11	0.00
46640QP88	J.P. Morgan Securities LLC	3.563	99.8444	02/17/2023	27,000,000.00	26,958,000.00	26,958,000.00	0.00
46640QPM7	J.P. Morgan Securities LLC	4.679	99.7450	02/21/2023	30,000,000.00	29,923,500.00	29,923,500.00	0.00
63763QPM3	National Securities Clearing Corporation	4.530	99.7517	02/21/2023	50,000,000.00	49,875,833.33	49,875,833.33	0.00
63763QPM3	National Securities Clearing Corporation	4.530	99.7517	02/21/2023	25,000,000.00	24,937,916.67	24,937,916.67	0.00
23102VPN4	Cummins Inc.	4.512	99.7404	02/22/2023	31,565,000.00	31,483,062.52	31,483,062.52	0.00
14912EPQ4	Caterpillar Financial Services Corporation	4.498	99.7163	02/24/2023	50,000,000.00	49,858,166.66	49,858,166.66	0.00
23102VPT1	Cummins Inc.	4.593	99.6728	02/27/2023	39,387,000.00	39,258,138.87	39,258,138.87	0.00
89233HPU2	Toyota Motor Credit Corporation	4.594	99.6588	02/28/2023	50,000,000.00	49,829,375.00	49,829,375.00	0.00
23102VQ11	Cummins Inc.	4.563	99.6500	03/01/2023	35,000,000.00	34,877,500.00	34,877,500.00	0.00
7426M5Q31	Private Export Funding Corporation	3.274	99.7317	03/03/2023	25,000,000.00	24,932,916.67	24,932,916.67	0.00
47816QG69	Johnson & Johnson	4.504	99.5939	03/06/2023	51,500,000.00	51,290,867.08	51,290,867.08	0.00
89233HQE7	Toyota Motor Credit Corporation	4.680	99.4761	03/14/2023	50,000,000.00	49,738,055.56	49,738,055.56	0.00
63763QQG5	National Securities Clearing Corporation	4.469	99.4744	03/16/2023	40,000,000.00	39,789,777.78	39,789,777.78	0.00
7426M5S13	Private Export Funding Corporation	4.620	98.8826	05/01/2023	25,000,000.00	24,720,638.89	24,720,638.89	0.00
63763QS16	National Securities Clearing Corporation	4.732	98.8504	05/01/2023	50,000,000.00	49,425,208.33	49,425,208.33	0.00
7426M5S39	Private Export Funding Corporation	4.420	98.9080	05/03/2023	25,000,000.00	24,727,000.00	24,727,000.00	0.00
47816GS91	Johnson & Johnson	4.654	98.7740	05/09/2023	25,000,000.00	24,693,506.95	24,693,506.95	0.00
46640QSA0	J.P. Morgan Securities LLC	4.377	98.8376	05/10/2023	50,000,000.00	49,418,805.56	49,418,805.56	0.00
47816GSF7	Johnson & Johnson	4.764	98.6667	05/15/2023	25,000,000.00	24,666,680.56	24,666,680.56	0.00
02314QSH3	Amazon.com, Inc.	4.786	98.6379	05/17/2023	50,000,000.00	49,318,958.33	49,318,958.33	0.00
7426M3SK6	Private Export Funding Corporation	4.424	98.7160	05/19/2023	25,000,000.00	24,679,000.00	24,679,000.00	0.00
46640QSW2	J.P. Morgan Securities LLC	3.956	98.7348					

---	---	4.479	99.2323	04/02/2023	1,740,907,000.00	1,727,402,339.80	1,727,402,579.80	(240.00)
<b>MM Fund</b>								
<b>MMFUND</b>								
Cusip	Description	Yield	Market Price	Final Maturity	Par Value	Market Value	Book Value	Net Unrealized Gain/Loss
09248U700	BLKRK LQ:FEDFUND INSTL	4.060	1.0000	01/31/2023	1,000,000.00	1,000,000.00	1,000,000.00	0.00
38141W273	GOLDMAN-FS GOVT INST	4.240	1.0000	01/31/2023	29,000,000.00	29,000,000.00	29,000,000.00	0.00
38141W273	GOLDMAN-FS GOVT INST	4.240	1.0000	01/31/2023	185,000,000.00	185,000,000.00	185,000,000.00	0.00
949921126	ALLSPRING-GOVT MM SEL	4.170	1.0000	01/31/2023	1,000,000.00	1,000,000.00	1,000,000.00	0.00
608919718	FEDERATED HRMS GV O PRMR	4.200	1.0000	01/31/2023	1,000,000.00	1,000,000.00	1,000,000.00	0.00
31607A703	FIDELITY IMM-GOVT INSTL	4.260	1.0000	01/31/2023	1,000,000.00	1,000,000.00	1,000,000.00	0.00
4812CA538	JPMORGAN-US GVT MM EMPWR	4.120	1.0000	01/31/2023	1,000,000.00	1,000,000.00	1,000,000.00	0.00
85749T517	SS INST INV-US GV MM OPP	4.150	1.0000	01/31/2023	1,000,000.00	1,000,000.00	1,000,000.00	0.00
---	---	4.238	1.0000	01/31/2023	220,000,000.00	220,000,000.00	220,000,000.00	0.00

<b>Muni</b>								
<b>MUNI</b>								
Cusip	Description	Yield	Market Price	Final Maturity	Par Value	Market Value	Book Value	Net Unrealized Gain/Loss
8014952P6	SANTA CLARA CALIF UNI SCH DIST	0.210	98.1660	07/01/2023	2,870,000.00	2,817,364.20	2,870,000.00	(52,635.80)
797508JT6	SAN DIEGUITO CALIF UN HIGH SCH DIST	0.275	97.6800	08/01/2023	425,000.00	415,140.00	425,000.00	(9,860.00)
826239FX8	SIERRA CALIF JT CMNTY COLLEGE DIST	0.229	97.6510	08/01/2023	260,000.00	253,892.60	260,000.00	(6,107.40)
797508HV3	SAN DIEGUITO CALIF UN HIGH SCH DIST	0.275	97.6800	08/01/2023	1,000,000.00	976,800.00	1,000,000.00	(23,200.00)
419792F76	HAWAII ST	0.422	97.7930	08/01/2023	15,000,000.00	14,668,950.00	15,000,000.00	(331,050.00)
987388GT6	YOSEMITE CALIF CMNTY COLLEGE DIST	1.140	98.1050	08/01/2023	750,000.00	735,787.50	750,000.00	(14,212.50)
757710UR7	REDONDO BEACH CALIF UNI SCH DIST	1.222	98.0770	08/01/2023	260,000.00	255,200.00	260,000.00	(4,999.80)
93974EXZ4	WASHINGTON ST	3.250	99.3390	08/01/2023	18,840,000.00	18,715,467.60	18,840,000.00	(124,532.40)
799017XT0	SAN MATEO CALIF UN HIGH SCH DIST	0.256	97.2720	09/01/2023	500,000.00	486,360.00	500,000.00	(13,640.00)
419792D29	HAWAII ST	0.422	97.0850	10/01/2023	3,260,000.00	3,164,971.00	3,260,000.00	(95,029.00)
419792A63	HAWAII ST	0.422	97.4750	10/01/2023	10,000,000.00	9,747,500.00	10,000,000.00	(252,500.00)
882724XJ1	TEXAS ST	0.508	97.3230	10/01/2023	4,745,000.00	4,617,976.35	4,745,000.00	(127,023.65)
826239FY6	SIERRA CALIF JT CMNTY COLLEGE DIST	0.344	93.7040	08/01/2024	500,000.00	468,520.00	500,000.00	(31,480.00)
826239HG2	SIERRA CALIF JT CMNTY COLLEGE DIST	0.354	93.9570	08/01/2024	720,000.00	676,490.40	720,000.00	(43,509.60)
802498YY5	SANTA MONICA-MALIBU UNI SCH DIST CALIF	0.396	93.5900	08/01/2024	1,000,000.00	935,900.00	1,000,000.00	(64,100.00)
93974ETF3	WASHINGTON ST	0.470	94.1960	08/01/2024	14,995,000.00	14,124,690.20	14,995,000.00	(870,309.80)
419792F84	HAWAII ST	0.713	94.3100	08/01/2024	9,000,000.00	8,487,900.00	9,000,000.00	(512,100.00)
074437HA5	BEAUMONT CALIF UNI SCH DIST	0.690	93.6110	08/01/2024	275,000.00	257,430.25	275,000.00	(17,569.75)
987388GU3	YOSEMITE CALIF CMNTY COLLEGE DIST	1.440	95.4180	08/01/2024	700,000.00	667,926.00	700,000.00	(32,074.00)
757710US5	REDONDO BEACH CALIF UNI SCH DIST	1.571	95.3090	08/01/2024	500,000.00	476,545.00	500,000.00	(23,455.00)
93974EYA8	WASHINGTON ST	3.350	98.5460	08/01/2024	13,475,000.00	13,279,073.50	13,475,000.00	(195,926.50)
419792A71	HAWAII ST	0.713	93.8180	10/01/2024	10,000,000.00	9,381,800.00	10,000,000.00	(618,200.00)
419792D37	HAWAII ST	0.713	93.8180	10/01/2024	2,500,000.00	2,345,450.00	2,500,000.00	(154,550.00)
882724KK8	TEXAS ST	0.794	94.2910	10/01/2024	5,810,000.00	5,478,307.10	5,810,000.00	(331,692.90)
419792F92	HAWAII ST	1.033	93.0100	08/01/2025	6,250,000.00	5,813,125.00	6,250,000.00	(436,875.00)
802498YZ2	SANTA MONICA-MALIBU UNI SCH DIST CALIF	0.669	90.9420	08/01/2025	1,000,000.00	909,420.00	1,000,000.00	(90,580.00)
56781RK73	MARIN CALIF CMNTY COLLEGE DIST	0.763	92.5500	08/01/2025	1,065,000.00	985,657.50	1,065,000.00	(79,342.50)
074437HB3	BEAUMONT CALIF UNI SCH DIST	1.109	91.6050	08/01/2025	500,000.00	458,025.00	500,000.00	(41,975.00)
799408Z88	SAN RAMON VALLEY CALIF UNI SCH DIST	0.967	92.1030	08/01/2025	4,505,000.00	4,149,240.15	4,505,000.00	(355,759.85)
93974EYB6	WASHINGTON ST	3.350	98.3670	08/01/2025	10,065,000.00	9,900,638.55	10,065,000.00	(164,361.45)
419792A89	HAWAII ST	1.033	96.9420	10/01/2025	12,384,340.50	13,345,926.20	12,384,340.50	(961,585.70)
419792D45	HAWAII ST	1.033	92.6440	10/01/2025	3,660,000.00	3,390,770.40	3,660,000.00	(269,229.60)
93974EYC4	WASHINGTON ST	3.370	98.1030	08/01/2026	20,825,000.00	20,429,949.75	20,825,000.00	(395,050.25)
---	---	1.608	96.5336	10/07/2024	178,030,000.00	171,856,408.75	178,600,926.20	(6,744,517.45)

<b>Mutual Fund</b>								
<b>Open-End Fund</b>								
Cusip	Description	Yield	Market Price	Final Maturity	Par Value	Market Value	Book Value	Net Unrealized Gain/Loss
CLTRSF	CALTRUST	---	1.0086	---	93,213,169.12	94,017,200.84	94,017,200.84	(800.00)
CLTRSF	CALTRUST	---	1.0086	---	93,213,169.12	94,017,200.84	94,017,200.84	(800.00)

<b>Non-US Gov</b>								
<b>SOVEREIGN GOV</b>								
Cusip	Description	Yield	Market Price	Final Maturity	Par Value	Market Value	Book Value	Net Unrealized Gain/Loss
459052GG5	INTERNATIONAL BANK FOR RECONSTRUCTION AND DEVELOPM	4.640	98.6140	05/15/2023	55,000,000.00	54,237,700.00	54,284,006.94	(46,306.94)
3130AUPW8	FEDERAL HOME LOAN BANKS	4.870	100.1420	01/26/2024	25,000,000.00	25,035,500.00	24,971,476.71	64,023.29
3130AUPW8	FEDERAL HOME LOAN BANKS	4.850	100.1420	01/26/2024	35,000,000.00	35,049,700.00	34,966,780.21	82,919.79
---	---	4.755	99.4158	09/26/2023	115,000,000.00	114,322,900.00	114,222,263.86	100,636.14

<b>Non-US Gov</b>								
<b>SUPRANATIONAL</b>								
Cusip	Description	Yield	Market Price	Final Maturity	Par Value	Market Value	Book Value	Net Unrealized Gain/Loss
459052GG5	INTERNATIONAL BANK FOR RECONSTRUCTION AND DEVELOPM	4.705	98.4021	05/31/2023	50,000,000.00	49,201,050.00	49,239,722.22	(38,672.22)
45950VQZ2	INTERNATIONAL FINANCE CORP	0.829	96.5190	01/19/2024	25,000,000.00	24,129,750.00	24,990,753.97	(861,003.97)
45906M3C3	INTERNATIONAL BANK FOR RECONSTRUCTION AND DEVELOPM	2.540	97.2646	03/28/2024	3,895,000.00	3,788,456.17	3,882,354.01	(93,897.84)
45950VPQ3	INTERNATIONAL FINANCE CORP	0.273	93.4250	08/22/2024	25,000,000.00	23,356,250.00	24,991,207.69	(1,634,957.69)
45950VQ44	INTERNATIONAL FINANCE CORP	0.484	93.1540	09/23/2024	25,000,000.00	23,288,500.00	24,982,071.17	(1,693,571.17)
45950VQL3	INTERNATIONAL FINANCE CORPORATION	0.719	93.4200	10/29/2024	25,000,000.00	23,355,000.00	24,983,273.08	(1,628,273.08)
45950VRA6	INTERNATIONAL FINANCE CORP	1.099	92.9690	01/21/2025	25,000,000.00	23,242,250.00	24,971,587.59	(1,729,337.59)
---	---	1.834	95.2168	04/22/2024	178,895,000.00	170,361,256.17	178,040,969.73	(7,679,713.56)

<b>Repo</b>								
<b>REPO</b>								
Cusip	Description	Yield	Market Price	Final Maturity	Par Value	Market Value	Book Value	Net Unrealized Gain/Loss
RP02012023431	RIVCO_JEFFERIES REPO/BANK NY	4.310	100.0000	02/01/2023	250,000,000.00	250,000,000.00	250,000,000.00	0.00
RP02012023431	RIVCO_JEFFERIES REPO/BANK NY	4.310	100.0000	02/01/2023	250,000,000.00	250,000,000.00	250,000,000.00	0.00

<b>US Gov</b>								
<b>T-BILL</b>								
Cusip	Description	Yield	Market Price	Final Maturity	Par Value	Market Value	Book Value	Net Unrealized Gain/Loss
912796YA1	UNITED STATES TREASURY	3.099	99.8200	02/16/2023	25,000,000.00	24,955,000.00	24,968,645.84	(13,645.84)
912796YA1	UNITED STATES TREASURY	3.099	99.8200	02/16/2023	25,000,000.00	24,955,000.00	24,968,645.84	(13,645.84)
912796T33	UNITED STATES TREASURY	1.315	99.7274	02/23/2023	25,000,000.00	24,931,861.00	24,980,368.06	(48,507.06)
912796T33	UNITED STATES TREASURY	1.627	99.7274	02/23/2023	25,000,000.00	24,931,861.00	24,975,746.53	(43,885.53)
912796T33	UNITED STATES TREASURY	1.630	99.7274	02/23/2023	30,000,000.00	29,918,233.20	29,970,850.00	(52,616.80)
912796U31	UNITED STATES TREASURY	1.623	99.3778	03/23/2023	25,000,000.00	24,844,444.50	24,945,069.44	(100,624.94)
912796U31	UNITED STATES TREASURY	1.723	99.3778	03/23/2023	10,000,000.00	9,937,777.80	9,976,673.61	(38,895.81)
912796YV5	UNITED STATES TREASURY	4.433	98.9351	04/27/2023	25,000,000.00	24,733,784.75	24,747,479.17	(13,694.42)
912796X53	UNITED STATES TREASURY	2.850	98.3120	06/15/2023	10,000,000.00	9,831,197.20	9,897,545.85	(66,348.65)
912796X53	UNITED STATES TREASURY	4.771	98.3120	06/15/2023	50,000,000.00	49,155,986.00	49,144,633.46	11,352.54

---	UNITED STATES TREASURY	2.845	99.2818	03/30/2023	250,000,000.00	248,195,145.45	248,575,657.77	(380,512.32)
-----	------------------------	-------	---------	------------	----------------	----------------	----------------	--------------

US Gov  
US Gov

Cusip	Description	Yield	Market Price	Final Maturity	Par Value	Market Value	Book Value	Net Unrealized Gain/Loss
9128284A5	UNITED STATES TREASURY	0.254	99.8438	02/28/2023	25,000,000.00	24,960,937.50	25,043,838.78	(82,901.28)
91282CBN0	UNITED STATES TREASURY	0.301	99.6563	02/28/2023	50,000,000.00	49,828,125.00	49,993,502.95	(165,377.95)
91282CBU4	UNITED STATES TREASURY	0.288	99.2813	03/31/2023	25,000,000.00	24,820,312.50	24,993,539.09	(173,226.59)
91282CBU4	UNITED STATES TREASURY	0.147	99.2813	03/31/2023	50,000,000.00	49,640,625.00	49,998,271.40	(357,646.40)
91282CBU4	UNITED STATES TREASURY	0.159	99.2813	03/31/2023	50,000,000.00	49,640,625.00	49,997,332.22	(356,707.22)
91282ZH26	UNITED STATES TREASURY	0.266	99.1094	04/15/2023	25,000,000.00	24,777,343.75	24,999,212.28	(221,868.53)
91282CBX8	UNITED STATES TREASURY	0.307	98.8906	04/30/2023	25,000,000.00	24,722,656.25	24,989,025.97	(266,369.72)
91282VPB3	UNITED STATES TREASURY	2.080	99.1563	05/15/2023	50,000,000.00	49,578,125.00	49,954,128.39	(376,003.39)
91282ZP8	UNITED STATES TREASURY	0.293	98.7188	05/15/2023	50,000,000.00	49,359,375.00	49,976,291.70	(616,916.70)
91282R69	UNITED STATES TREASURY	2.082	98.9844	05/31/2023	10,000,000.00	9,898,437.50	9,985,320.72	(86,883.22)
91282R69	UNITED STATES TREASURY	2.304	98.9844	05/31/2023	5,000,000.00	4,949,218.75	4,989,121.94	(39,903.19)
9128284S6	UNITED STATES TREASURY	2.060	99.3438	05/31/2023	25,000,000.00	24,835,937.50	25,055,243.13	(219,305.63)
9128284S6	UNITED STATES TREASURY	2.083	99.3438	05/31/2023	25,000,000.00	24,835,937.50	25,053,370.95	(217,433.45)
9128284S6	UNITED STATES TREASURY	2.070	99.3438	05/31/2023	15,000,000.00	14,901,562.50	15,032,678.86	(131,116.36)
91282CD1	UNITED STATES TREASURY	0.330	98.5156	05/31/2023	25,000,000.00	24,628,906.25	24,983,370.16	(354,463.91)
91282CD1	UNITED STATES TREASURY	0.551	98.5156	05/31/2023	25,000,000.00	24,628,906.25	24,965,450.80	(336,544.55)
91282ZU7	UNITED STATES TREASURY	0.469	98.3594	06/15/2023	50,000,000.00	49,179,687.50	49,959,912.80	(780,225.30)
912824U1	UNITED STATES TREASURY	2.336	99.1563	06/30/2023	10,000,000.00	9,915,625.00	10,011,550.62	(95,925.62)
912828S92	UNITED STATES TREASURY	0.334	98.2656	07/31/2023	50,000,000.00	49,132,812.50	50,225,236.53	(1,092,424.03)
91282CCN9	UNITED STATES TREASURY	0.384	97.7344	07/31/2023	25,000,000.00	24,433,593.75	24,968,212.66	(534,618.91)
91282DA6	UNITED STATES TREASURY	2.157	97.0469	09/30/2023	50,000,000.00	48,523,437.50	49,384,399.19	(860,961.69)
91282DA6	UNITED STATES TREASURY	2.185	97.0469	09/30/2023	25,000,000.00	24,261,718.75	24,687,772.65	(426,053.90)
91282CAP6	UNITED STATES TREASURY	2.274	96.7969	10/15/2023	10,000,000.00	9,679,687.50	9,852,757.36	(173,069.86)
91282T91	UNITED STATES TREASURY	0.319	97.6719	10/31/2023	20,000,000.00	19,534,375.00	20,193,874.50	(659,499.50)
91282T91	UNITED STATES TREASURY	2.617	97.6719	10/31/2023	10,000,000.00	9,767,187.50	9,928,125.00	(160,937.50)
912828S2	UNITED STATES TREASURY	2.300	98.6094	10/31/2023	10,000,000.00	9,860,937.50	10,041,741.07	(180,803.57)
91282CDM0	UNITED STATES TREASURY	2.495	96.5156	11/30/2023	15,000,000.00	14,477,343.75	14,758,946.51	(281,602.76)
91282BM2	UNITED STATES TREASURY	0.219	95.3438	02/15/2024	25,000,000.00	23,835,937.50	24,975,777.39	(1,139,839.89)
91282CBR1	UNITED STATES TREASURY	0.287	95.1719	03/15/2024	50,000,000.00	47,585,937.50	49,979,433.60	(2,393,496.10)
912828W71	UNITED STATES TREASURY	2.395	97.0625	03/31/2024	30,000,000.00	29,118,750.00	29,908,917.58	(790,167.58)
91282CEG2	UNITED STATES TREASURY	2.358	97.2188	03/31/2024	10,000,000.00	9,721,875.00	9,987,832.16	(265,957.16)
91282XT2	UNITED STATES TREASURY	2.567	96.5781	05/31/2024	10,000,000.00	9,657,812.50	9,927,114.54	(269,302.04)
91282CER8	UNITED STATES TREASURY	2.502	97.2500	05/31/2024	20,000,000.00	19,450,000.00	19,999,481.66	(549,481.66)
91282CER8	UNITED STATES TREASURY	2.563	97.2500	05/31/2024	20,000,000.00	19,450,000.00	19,983,909.46	(533,909.46)
912828XX3	UNITED STATES TREASURY	2.558	96.4531	06/30/2024	25,000,000.00	24,113,281.25	24,809,416.12	(696,134.87)
912828XX3	UNITED STATES TREASURY	3.217	96.4531	06/30/2024	10,000,000.00	9,645,312.50	9,835,184.49	(189,871.99)
91282CCX7	UNITED STATES TREASURY	0.439	93.7188	09/15/2024	25,000,000.00	23,429,687.50	24,974,153.17	(1,544,465.67)
91282CCX7	UNITED STATES TREASURY	0.438	93.7188	09/15/2024	25,000,000.00	23,429,687.50	24,974,657.53	(1,544,970.03)
91282CFN6	UNITED STATES TREASURY	4.215	99.7344	09/30/2024	25,000,000.00	24,933,593.75	25,013,785.43	(80,191.68)
91282CDB4	UNITED STATES TREASURY	0.754	93.8906	10/15/2024	25,000,000.00	23,472,656.25	24,945,945.03	(1,473,288.78)
912828V6	UNITED STATES TREASURY	1.747	95.0938	11/30/2024	25,000,000.00	23,773,437.50	24,890,645.71	(1,117,208.21)
91282ZC7	UNITED STATES TREASURY	0.540	93.9844	02/28/2025	10,000,000.00	9,398,437.50	10,120,149.73	(721,712.23)
91282ZF0	UNITED STATES TREASURY	0.647	92.5938	03/31/2025	25,000,000.00	23,148,437.50	24,921,890.13	(1,773,452.63)
91282ZF0	UNITED STATES TREASURY	0.619	92.5938	03/31/2025	25,000,000.00	23,148,437.50	24,936,362.77	(1,787,925.27)
91282CEH0	UNITED STATES TREASURY	2.647	96.8125	04/15/2025	10,000,000.00	9,681,250.00	9,995,402.56	(314,152.56)
91282ZL7	UNITED STATES TREASURY	0.445	92.0469	04/30/2025	15,000,000.00	13,807,031.25	14,976,712.50	(1,169,681.25)
912824R8	UNITED STATES TREASURY	2.799	97.2813	05/31/2025	15,000,000.00	14,592,187.50	15,025,167.26	(432,979.76)
91282CAB7	UNITED STATES TREASURY	0.675	91.1250	07/31/2025	25,000,000.00	22,781,250.00	24,738,876.01	(1,957,626.01)
91282CAM3	UNITED STATES TREASURY	0.815	90.7500	09/30/2025	25,000,000.00	22,687,500.00	24,630,967.66	(1,943,467.66)
91282CAM3	UNITED STATES TREASURY	0.950	90.7500	09/30/2025	25,000,000.00	22,687,500.00	24,543,822.06	(1,856,322.06)
91282CB4	UNITED STATES TREASURY	0.700	90.4688	12/31/2025	25,000,000.00	22,617,187.50	24,767,208.15	(2,150,020.65)
91282CBH3	UNITED STATES TREASURY	2.447	90.1094	01/31/2026	15,000,000.00	13,516,406.25	14,116,318.99	(599,912.74)
91282CBH3	UNITED STATES TREASURY	0.586	90.1094	01/31/2026	10,000,000.00	9,010,937.50	9,937,742.62	(926,805.12)
91282CBH3	UNITED STATES TREASURY	0.593	90.1094	01/31/2026	10,000,000.00	9,010,937.50	9,935,670.96	(924,733.46)
912828P46	UNITED STATES TREASURY	0.799	93.4844	02/15/2026	10,000,000.00	9,348,437.50	10,245,727.55	(897,290.05)
912828P46	UNITED STATES TREASURY	0.670	93.4844	02/15/2026	10,000,000.00	9,348,437.50	10,285,170.03	(936,732.53)
91282CBQ3	UNITED STATES TREASURY	0.591	90.2344	02/28/2026	20,000,000.00	18,046,875.00	19,944,899.79	(1,898,024.79)
91282CBT7	UNITED STATES TREASURY	0.715	90.8594	03/31/2026	25,000,000.00	22,714,843.75	25,027,204.66	(2,312,360.91)
91282CJ8	UNITED STATES TREASURY	0.882	90.6250	06/30/2026	20,000,000.00	18,125,000.00	19,995,338.44	(1,870,338.44)
91282CJ8	UNITED STATES TREASURY	0.906	90.6250	06/30/2026	35,000,000.00	31,718,750.00	34,963,625.31	(3,244,875.31)
91282CW9	UNITED STATES TREASURY	0.832	89.8281	08/31/2026	25,000,000.00	22,457,031.25	24,928,720.72	(2,471,689.47)
91282CW9	UNITED STATES TREASURY	0.902	89.8281	08/31/2026	25,000,000.00	22,457,031.25	24,867,546.80	(2,410,515.55)
91282CCZ2	UNITED STATES TREASURY	0.982	90.0625	09/30/2026	20,000,000.00	18,012,500.00	19,923,729.20	(1,911,229.20)
91282CCZ2	UNITED STATES TREASURY	2.540	90.0625	09/30/2026	15,000,000.00	13,509,375.00	14,141,357.22	(631,982.22)
91282CDG3	UNITED STATES TREASURY	2.884	90.7656	10/31/2026	10,000,000.00	9,076,562.50	9,386,841.02	(310,278.52)
912810EY0	UNITED STATES TREASURY	4.205	109.2500	11/15/2026	25,000,000.00	27,312,500.00	26,975,322.21	337,177.79
91282CDK4	UNITED STATES TREASURY	4.099	91.0625	11/30/2026	25,000,000.00	22,765,625.00	22,510,236.29	255,388.71
912810EZ7	UNITED STATES TREASURY	3.048	110.4219	02/15/2027	15,000,000.00	16,563,281.25	17,007,882.26	(444,601.01)
91282CF4	UNITED STATES TREASURY	2.502	95.2656	03/31/2027	25,000,000.00	23,816,406.25	24,998,375.25	(1,181,969.00)
91282CF4	UNITED STATES TREASURY	2.503	95.2656	03/31/2027	25,000,000.00	23,816,406.25	24,996,750.50	(1,180,344.25)
91282ZS2	UNITED STATES TREASURY	2.845	87.2344	05/31/2027	20,000,000.00	17,446,875.00	18,121,397.52	(674,522.52)
91282CEW7	UNITED STATES TREASURY	3.109	98.1406	06/30/2027	15,000,000.00	14,721,093.75	15,085,663.21	(364,569.46)
91282CEW7	UNITED STATES TREASURY	3.213	98.1406	06/30/2027	15,000,000.00	14,721,093.75	15,022,384.80	(301,291.05)
912810FA1	UNITED STATES TREASURY	3.247	110.7344	08/15/2027	15,000,000.00	16,610,156.25	16,950,263.87	(340,107.62)
912810FA1	UNITED STATES TREASURY	3.483	110.7344	08/15/2027	15,000,000.00	16,610,156.25	16,792,502.07	(182,345.82)
91282CFH9	UNITED STATES TREASURY	3.269	97.6875	08/31/2027	5,000,000.00	4,884,375.00	4,969,775.98	(85,400.98)
912810FB9	UNITED STATES TREASURY	4.003	110.4375	11/15/2027	15,000,000.00	16,565,625.00	16,368,626.37	196,998.63
91282CFZ9	UNITED STATES TREASURY	3.840	101.0000	11/30/2027	15,000,000.00	15,150,000.00	15,022,344.59	127,655.41

---	UNITED STATES TREASURY	1.409	96.5961	10/23/2024	1,760,000,000.00	1,698,277,343.75	1,759,406,459.19	(61,129,115.44)
-----	------------------------	-------	---------	------------	------------------	------------------	------------------	-----------------

Summary

Cusip	Description	Yield	Market Price	Final Maturity	Par Value	Market Value	Book Value	Net Unrealized Gain/Loss
---	---	3.151	95.1376	06/04/2024	13,123,476,668.43	12,795,389,238.44	13,063,401,898.84	(268,012,660.40)



COUNTY OF RIVERSIDE  
TREASURER-TAX COLLECTOR  
CAPITAL MARKETS

COUNTY ADMINISTRATIVE CENTER  
4080 LEMON STREET,  
4TH FLOOR,  
RIVERSIDE, CA 92502-2205