

# COUNTY OF RIVERSIDE

## TREASURER-TAX COLLECTOR'S

### MANAGED BY

**Matt Jennings**  
Treasurer-Tax Collector

Giovane Pizano  
Assistant Treasurer


John Byerly  
Chief Investment Officer

Steve Faeth  
Senior Investment Officer

Isela Licea  
Investment Officer

COUNTY ADMINISTRATIVE CENTER  
4080 LEMON STREET,  
4TH FLOOR,  
RIVERSIDE, CA 92502-2205

[WWW.COUNTYTREASURER.ORG](http://WWW.COUNTYTREASURER.ORG)



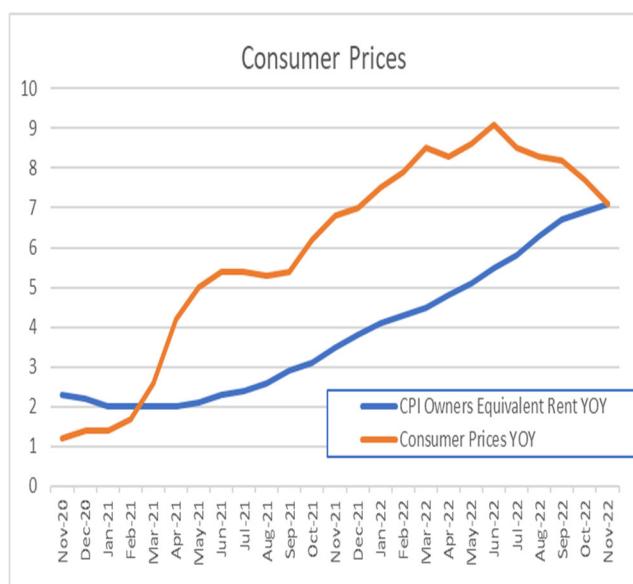
**TREASURER-TAX COLLECTOR'S  
POOLED INVESTMENT FUND**

## DECEMBER 2022 REPORT

## FED FUNDS RATE INCREASES CONTINUE

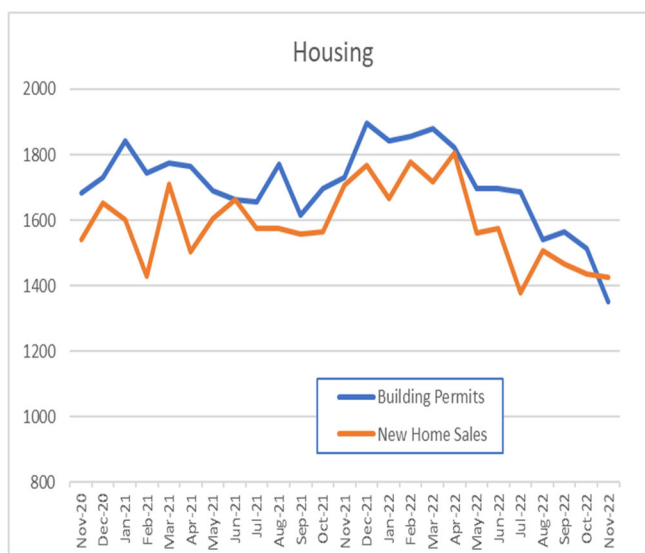
Yields on short-maturity bonds continued to increase in December. On December 14, the Federal Reserve raised its Funds Rate by another 50 basis points, to a range of 4.25% - 4.50%. For fixed income investors like the Treasurer's Investment Pool, this is a welcome change from the beginning of the year when the range was 0.00% - 0.25%.

Economic indicators continued to show economic growth and price inflation that remains too strong for the Fed's comfort level. The ISM services index kicked off the month with a surprisingly strong reading, rising 2.1% to 56.5 despite consensus expectations for a 1.0% decline, driven by a 9.0% increase in the business activity component, it's highest reading in the past year. The headline Consumer Price Index (CPI) rose 7.1% year over year, down from 7.7% the previous month, but still far above the Fed's goal of just 2.0%. Owner's equivalent rent picked up over the month, as did recreation and personal care services.



The one segment of the economy that continues to show slowing is housing. The deterioration in affordability has sent potential buyers to the sidelines, and as a result, home builders have scaled back single-

family home construction. Housing Starts fell 4.2% in the most recent monthly reading. Building permits dropped, with single family permits retreating for the eighth straight month.



The FED's Open Market Committee participants noted higher interest rates had notably restrained housing activity and they expected housing activity to remain weak. Some recounted hearing from builders who have had contract cancellations by purchasers who no longer qualified for loans at these higher interest rates.

The bond market pushed intermediate interest rates higher with the 2-year Treasury beginning the month at a yield of 4.23% and ending at 4.43%. The 5-year Treasury began the month at a yield of 3.66% and ended at 4.00%. Stocks fell, with the Dow Jones Industrial Average beginning the month at 34,600 and ending at 33,150.

**Matt Jennings**

**Treasurer-Tax Collector**

# Treasurer Tax-Collector Statement



## PORTFOLIO SUMMARY

Month End Values \$  
are Expressed in  
000,000

	Dec-22	Jun-22	Dec-21
Principal Value	13,980.27	11,769.16	11,247.58
Market Value*	13,694.33	11,553.41	11,219.00
Book Value*	14,008.04	11,769.16	11,247.58
Unrealized Gain/Loss*	(313.71)	(222.64)	(28.57)
Paper Gain or Loss %	-2.239%	-1.892%	-0.254%
Yield	2.92	1.08	0.3
WAM (Yrs)	1.22	1.19	1.12

\* Market values do not include accrued interest.

\* Book Value is amount paid changed by amortization. Accretion, adjustments, write downs

\* Unrealized Gain/Loss is Market Value - Book Value

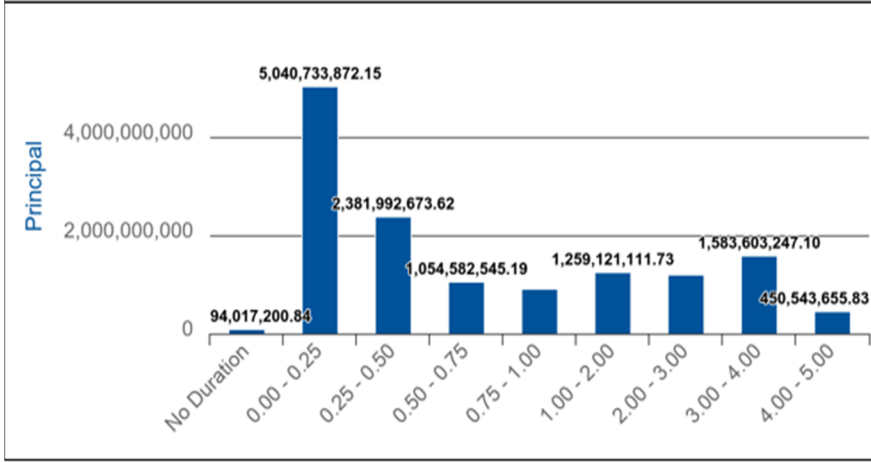
The Treasurer's Pooled Investment Fund is comprised of contributions from the county, schools, special districts, and other discretionary depositors throughout the County of Riverside. The primary objective of the Treasurer shall be to **safeguard the principal** of the funds under the Treasurer's control, meet the **liquidity needs** of the depositor, and to maximize a **return on the funds** within the given parameters.

The Treasurer-Tax Collector and the Capital Markets team are committed to maintaining the highest credit ratings. The Treasurer's Pooled Investment Fund is currently rated **Aaa-bf** by **Moody's Investor Service** and **AAAf/S1** by **Fitch Ratings**, two of the nation's most trusted bond credit rating services.

Since its inception, the Treasurer's Pooled Investment Fund has been in **full compliance** with the Treasurer's Statement of Investment Policy, which is more restrictive than California Government Code 53646.

# TPIF STATS

Duration Allocation



Composite Credit Ratings

Rating	Moody's Rating	Market Value	Fitch Rating
AAA	Aaa	6,552,207,663.69	AAA
AA+	Aaa	291,606,559.43	AAA
AA	Aa2	74,453,295.25	AA
NA	NA	713,482,400.84	NA
A-1+	P-1	5,850,833,107.10	AAA
A-1	P-1	391,277,005.14	F1

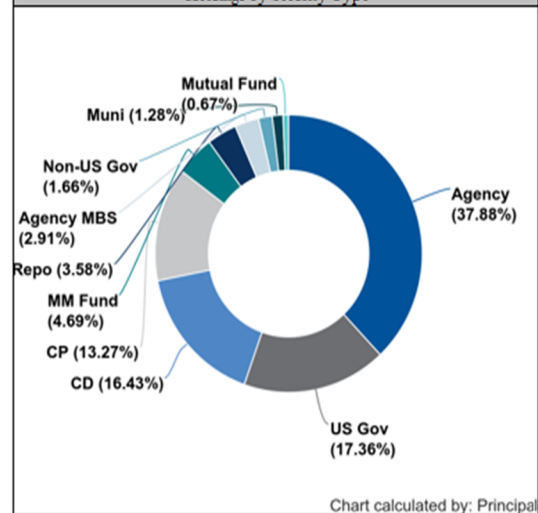
Footnotes: 1,2,3,4

Holdings by Security Type

Security Type	Categor	Days to Final Maturity	Par Value	Market Price	Yield	Principal
Agency CMO		687	40,528,442.37	97.2956	4.259	40,002,155.26
Other		---	93,213,169.12	1.0086	---	94,017,200.84
Muni		645	178,030,000.00	95.6269	1.610	178,880,815.00
Non-US Gov		396	233,895,000.00	95.6078	2.503	231,547,832.58
Agency MBS		958	412,954,801.90	96.9835	3.959	406,780,953.50
Repo		3	500,000,000.00	100.0000	4.220	500,000,000.00
MM Fund		0	655,000,000.00	1.0000	4.156	655,000,000.00
CP		52	1,877,178,000.00	99.3867	4.189	1,854,676,106.43
CD		138	2,297,000,000.00	100.0000	3.953	2,297,002,456.82
US Gov		491	2,435,000,000.00	96.8717	1.451	2,426,610,945.62
Agency		745	5,342,759,250.00	95.2696	2.408	5,295,760,044.39
<b>Total</b>		<b>446</b>	<b>14,065,558,663.39</b>	<b>92.0888</b>	<b>2.924</b>	<b>13,980,278,510.44</b>

Footnotes: 9,10,11,12,13

Holdings by Security Type



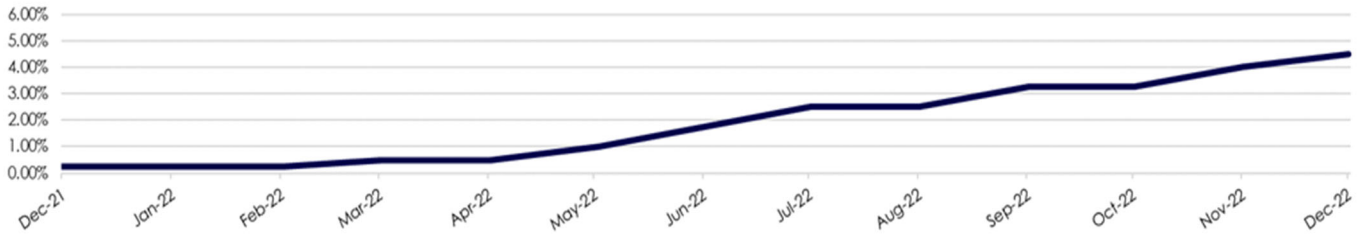
Month	Monthly Receipts	Monthly Disbursements	Difference	Required Matured Investments	Actual Investments	Balance	Actual Investments Maturing	Available to Invest > 1 Year
01/2023						35.61		
01/2023	1,600.00	2,400.00	-800.00	764.39		0.00	2,525.55	
02/2023	1,500.00	1,800.00	-300.00	300.00		0.00	1,239.00	
03/2023	2,350.00	1,800.00	550.00			550.00	644.06	
04/2023	2,750.00	2,070.00	680.00			1,230.00	165.46	
05/2023	1,600.00	2,500.00	-900.00			330.00	1,571.45	
06/2023	2,300.00	2,400.00	-100.00			230.00	758.56	
07/2023	1,400.00	2,100.00	-700.00	470.00		0.00	157.40	
08/2023	1,800.00	1,600.00	200.00			200.00	404.38	
09/2023	2,100.00	1,750.00	350.00			550.00	606.23	
10/2023	1,750.00	2,100.00	-350.00			200.00	371.38	
11/2023	1,670.00	1,800.00	-130.00			70.00	327.27	
12/2023	3,900.00	1,800.00	2100.00			2,170.00	223.41	
<b>TOTALS</b>	<b>24,720.00</b>	<b>24,120.00</b>	<b>600.00</b>	<b>1,534.39</b>	<b>10.91%</b>	<b>5,565.61</b>	<b>8,994.16</b>	<b>12,531.16</b>
							<b>63.94%</b>	<b>89.09%</b>

# FIXED INCOME MARKETS

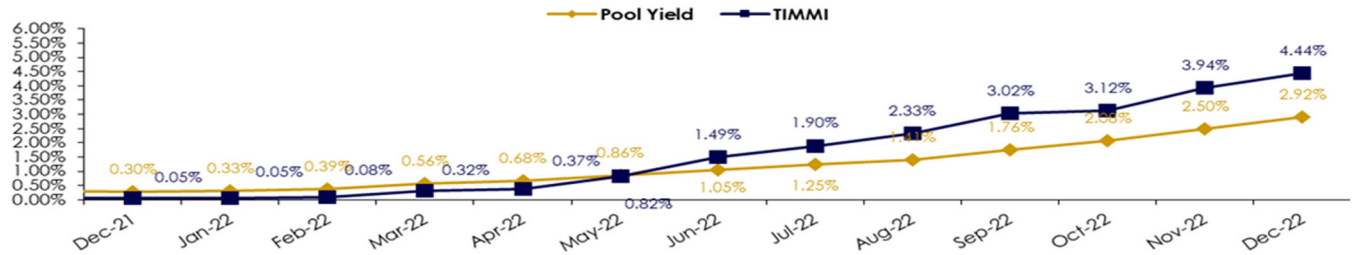
## FED FUNDS RATE

Fed Fund Rate: 4.25% to 4.50%

Next FOMC Scheduled Meeting: 02/01/2023



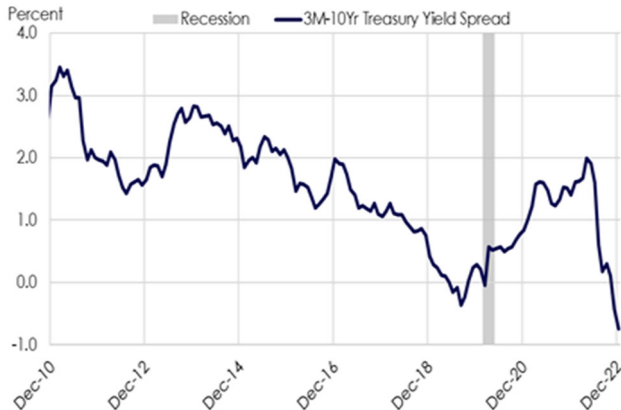
## TIMMI



The Treasurer's Institutional Money Market Index (TIMMI) is a composite index of four AAA rated prime institutional money market funds.

Their average yield is compared to the yield of the Treasurer's Pooled Investment Fund in the above graph.

## US Treasury Market



US Treasury Yield Curve	3 Mo	6 Mo	1 Yr	2 Yr	3 Yr	5 Yr	10 Yr	30 Yr
12/30/2022 - 12/01/2022	0.09	0.11	0.07	0.16	0.24	0.31	0.35	0.33
12/30/2022	4.42	4.76	4.73	4.41	4.22	3.99	3.88	3.97
12/01/2022	4.33	4.65	4.66	4.25	3.98	3.68	3.53	3.64

# Compliance Status: Full Compliance

The Treasurer's Pooled Investment Fund was in full compliance with the County of Riverside's Treasurer's Statement of Investment Policy. The County's Statement of Investment Policy is more restrictive than California Government Code 53646. The County's Investment Policy is reviewed annually by the County of Riverside's Oversight Committee and approved by the Board of Supervisors.

Investment Category	GOVERNMENT CODE			COUNTY INVESTMENT POLICY			Actual %
	Maximum Maturity	Authorized % Limit	S&P/ Moody's	Maximum Maturity	Authorized % Limit	S&P/ Moody's	
<b>MUNICIPAL BONDS (MUNI)</b>	5 YEARS	NO LIMIT	NA	4 YEARS	15%	AA-/Aa3/AA-	<b>1.28%</b>
<b>U.S. TREASURIES</b>	5 YEARS	NO LIMIT	NA	5 YEARS	100%	NA	<b>17.36%</b>
<b>LOCAL AGENCY OBLIGATIONS (LAO)</b>	5 YEARS	NO LIMIT	NA	3 YEARS	2.50%	INVESTMENT GRADE	<b>0.00%</b>
<b>FEDERAL AGENCIES</b>	5 YEARS	NO LIMIT	AAA	5 YEARS	100%	NA	<b>40.79%</b>
<b>COMMERCIAL PAPER (CP)</b>	270 DAYS	40%	A1/P1	270 DAYS	40%	A1/P1/F1	<b>13.27%</b>
<b>NEGOTIABLE CERTIFICATE OF DEPOSITS &amp; COLLATERALIZED TIME DEPOSITS (NCD &amp; TCD)</b>	5 YEARS	30%	NA	1 YEAR	25% Combined	A1/P1/F1	<b>16.43%</b>
<b>INT'L BANK FOR RECONSTRUCTION AND DEVELOPMENT AND INT'L FINANCE CORPORATION</b>	NA	NA	NA	4 YEARS	20%	AA/Aa/AA	<b>1.66%</b>
<b>REPURCHASE AGREEMENTS (REPO)</b>	1 YEARS	NO LIMIT	NA	45 DAYS	40% max, 25% in term repo over 7 days	A1/P1/F1	<b>3.58%</b>
<b>REVERSE REPOS</b>	92 DAYS	20%	NA	60 DAYS	10%	NA	<b>0.00%</b>
<b>MEDIUM TERM NOTES (MTNO)</b>	5 YEARS	30%	A	3 YEARS	20%	A/A2/A	<b>0.00%</b>
<b>CALTRUST SHORT TERM FUND</b>	NA	NA	NA	DAILY LIQUIDITY	1.00%	NA	<b>0.67%</b>
<b>MONEY MARKET MUTUAL FUNDS (MMF)</b>	60 DAYS <sup>(1)</sup>	20%	AAA/Aaa <sup>(2)</sup>	DAILY LIQUIDITY	20%	AAA by 2 Of 3 RATINGS AGC.	<b>4.69%</b>
<b>LOCAL AGENCY INVESTMENT FUND (LAIF)</b>	NA	NA	NA	DAILY LIQUIDITY	Max \$50 million	NA	<b>0.00%</b>
<b>CASH/DEPOSIT ACCOUNT</b>	NA	NA	NA	NA	NA	NA	<b>0.00%</b>

Agency  
AGCY BOND

Cusip	Description	Yield	Market Price	Final Maturity	Par Value	Market Value	Book Value	Net Unrealized Gain/Loss
3133EMML3	FEDERAL FARM CREDIT BANKS FUNDING CORI	0.125	99.8898	01/12/2023	25,000,000.00	24,972,450.00	24,999,961.42	(27,511.42)
3135G0T94	FEDERAL NATIONAL MORTGAGE ASSOCIATIO	2.490	99.9022	01/19/2023	10,000,000.00	9,990,220.00	9,999,446.77	(9,226.77)
3130ATTT4	FEDERAL HOME LOAN BANKS	3.090	100.0056	02/03/2023	25,000,000.00	25,001,400.00	25,000,000.00	1,400.00
313382XX	FEDERAL HOME LOAN BANKS	2.691	99.7500	03/10/2023	11,750,000.00	11,645,250.00	11,737,942.01	(42,250.51)
3133EL7E8	FEDERAL FARM CREDIT BANKS FUNDING CORI	0.250	99.1297	03/15/2023	10,000,000.00	9,912,970.00	9,999,397.38	(86,427.38)
3133EJKN8	FEDERAL FARM CREDIT BANKS FUNDING CORI	2.719	99.4604	04/11/2023	10,000,000.00	9,946,040.00	9,999,467.96	(53,427.96)
3133ENW6	FEDERAL FARM CREDIT BANKS FUNDING CORI	0.457	98.3054	05/23/2023	50,000,000.00	49,152,700.00	49,984,090.74	(831,390.74)
3134GXEX8	FEDERAL HOME LOAN MORTGAGE CORI	0.260	98.1440	06/01/2023	10,000,000.00	9,814,400.00	9,999,584.57	(185,184.57)
3134GXEX8	FEDERAL HOME LOAN MORTGAGE CORI	0.270	98.1440	06/01/2023	10,000,000.00	9,814,400.00	9,999,169.14	(184,769.14)
3134GXEX8	FEDERAL HOME LOAN MORTGAGE CORI	0.256	98.1440	06/01/2023	10,000,000.00	9,814,400.00	9,999,750.47	(185,350.47)
3130AS5B1	FEDERAL HOME LOAN BANKS	2.201	98.8836	06/09/2023	10,000,000.00	9,888,360.00	10,000,000.00	(111,640.00)
3130AS4G1	FEDERAL HOME LOAN BANKS	2.289	98.9440	06/09/2023	10,000,000.00	9,894,400.00	10,000,000.00	(105,600.00)
3130AS4T3	FEDERAL HOME LOAN BANKS	2.325	98.9491	06/12/2023	10,000,000.00	9,894,910.00	10,000,000.00	(105,090.00)
3133EMK66	FEDERAL FARM CREDIT BANKS FUNDING CORI	4.007	97.9344	06/15/2023	15,000,000.00	14,690,160.00	15,000,000.00	(309,840.00)
3130ATEU7	FEDERAL HOME LOAN BANKS	0.210	99.6432	06/29/2023	25,000,000.00	24,910,800.00	25,000,000.00	(89,200.00)
3134GXHH0	FEDERAL HOME LOAN MORTGAGE CORI	0.260	97.7413	06/30/2023	10,000,000.00	9,774,130.00	10,000,000.00	(225,870.00)
3132X03B5	FEDERAL AGRICULTURAL MORTGAGE CORI	2.920	99.0047	06/30/2023	10,000,000.00	9,900,470.00	9,994,782.84	(94,312.84)
3130AQQA6	FEDERAL HOME LOAN BANKS	0.500	97.8756	06/30/2023	50,000,000.00	48,937,800.00	50,000,000.00	(1,062,200.00)
3130AQ7C1	FEDERAL HOME LOAN BANKS	0.500	97.8756	06/30/2023	50,000,000.00	48,937,800.00	50,000,000.00	(1,062,200.00)
3130ATLN5	FEDERAL HOME LOAN BANKS	4.308	99.7521	07/27/2023	25,000,000.00	24,938,025.00	25,000,000.00	(61,975.00)
3133EL3E2	FEDERAL FARM CREDIT BANKS FUNDING CORI	0.220	99.2905	08/01/2023	10,000,000.00	9,845,000.00	9,945,000.00	(15,000.00)
3130ATRJ8	FEDERAL HOME LOAN BANKS	4.680	99.8666	08/15/2023	25,000,000.00	24,966,650.00	24,996,744.07	(30,094.07)
3130ATYZ4	FEDERAL HOME LOAN BANKS	4.840	99.9769	08/15/2023	50,000,000.00	49,988,450.00	50,000,000.00	(11,550.00)
3136G4K51	FEDERAL NATIONAL MORTGAGE ASSOCIATIO	0.310	97.1998	08/17/2023	15,000,000.00	14,579,970.00	15,000,000.00	(420,030.00)
3135G0U43	FEDERAL NATIONAL MORTGAGE ASSOCIATIO	2.345	98.6336	09/12/2023	30,000,000.00	29,590,080.00	30,106,841.70	(516,761.70)
3130ATEZ6	FEDERAL HOME LOAN BANKS	4.200	99.5220	09/20/2023	15,000,000.00	14,928,300.00	15,000,000.00	(71,700.00)
3133EMLE0	FEDERAL FARM CREDIT BANKS FUNDING CORI	0.190	96.6806	09/22/2023	10,000,000.00	9,668,060.00	10,000,000.00	(331,940.00)
3130ATBH9	FEDERAL HOME LOAN BANKS	3.700	99.1727	09/27/2023	20,000,000.00	19,834,540.00	20,000,000.00	(165,460.00)
3130ASLE7	FEDERAL HOME LOAN BANKS	3.203	98.8046	09/29/2023	25,000,000.00	24,701,150.00	25,000,000.00	(298,850.00)
3130ATE22	FEDERAL HOME LOAN BANKS	4.000	99.5072	09/29/2023	50,000,000.00	49,753,600.00	50,000,000.00	(246,400.00)
3133EJD48	FEDERAL FARM CREDIT BANKS FUNDING CORI	0.392	98.6382	10/02/2023	10,000,000.00	9,863,820.00	9,996,890.09	(133,070.09)
3133EMDM1	FEDERAL FARM CREDIT BANKS FUNDING CORI	2.070	96.4002	10/20/2023	10,000,000.00	9,640,020.00	10,000,000.00	(359,980.00)
3137EAEZ8	FEDERAL HOME LOAN MORTGAGE CORI	0.280	96.1854	11/06/2023	10,000,000.00	9,618,540.00	9,997,459.63	(378,919.63)
3135G06F5	FEDERAL NATIONAL MORTGAGE ASSOCIATIO	0.310	96.1114	11/16/2023	5,000,000.00	4,805,570.00	5,000,000.00	(194,430.00)
3134GXBL7	FEDERAL HOME LOAN MORTGAGE CORI	0.325	96.1030	11/16/2023	15,000,000.00	14,415,450.00	14,996,718.82	(581,268.82)
3135GA3N9	FEDERAL NATIONAL MORTGAGE ASSOCIATIO	0.600	96.1030	11/16/2023	10,000,000.00	9,610,300.00	10,000,000.00	(389,700.00)
3133ENZT6	FEDERAL FARM CREDIT BANKS FUNDING CORI	4.800	99.7697	11/21/2023	15,000,000.00	14,965,455.00	14,993,574.68	(28,119.68)
3134GXCA3	FEDERAL HOME LOAN MORTGAGE CORI	0.328	96.0259	11/24/2023	10,000,000.00	10,027,400.89	10,791,000.00	(763,599.11)
3134GXCA0	FEDERAL HOME LOAN MORTGAGE CORI	0.328	96.0259	11/24/2023	10,000,000.00	9,607,590.00	9,999,252.57	(391,662.57)
3130APXH3	FEDERAL HOME LOAN BANKS	2.589	96.4077	11/27/2023	20,000,000.00	19,281,540.00	19,685,628.42	(404,088.42)
3133EMHL9	FEDERAL FARM CREDIT BANKS FUNDING CORI	0.310	95.9467	11/30/2023	10,000,000.00	9,594,670.00	10,000,000.00	(405,330.00)
3133EMIQ6	FEDERAL FARM CREDIT BANKS FUNDING CORI	0.253	95.8257	12/08/2023	9,931,000.00	9,516,450.27	9,931,007.27	(414,557.01)
3133EMKW1	FEDERAL FARM CREDIT BANKS FUNDING CORI	0.235	95.6068	12/21/2023	20,000,000.00	19,121,360.00	19,995,131.97	(873,771.97)
3133EMKW1	FEDERAL FARM CREDIT BANKS FUNDING CORI	0.235	95.6068	12/21/2023	10,000,000.00	9,560,680.00	9,997,572.65	(436,892.65)
3130AKKP0	FEDERAL HOME LOAN BANKS	0.235	95.5761	12/22/2023	15,000,000.00	14,336,415.00	14,993,464.41	(657,049.41)
3130AQF57	FEDERAL HOME LOAN BANKS	0.736	96.0207	12/22/2023	25,000,000.00	24,005,175.00	24,973,253.42	(968,078.42)
3130AUF67	FEDERAL HOME LOAN BANKS	4.838	99.8785	12/27/2023	25,000,000.00	24,969,625.00	24,978,925.62	(9,300.62)
3130AKL79	FEDERAL HOME LOAN BANKS	0.254	95.5610	12/28/2023	10,000,000.00	9,556,100.00	10,000,000.00	(443,900.00)
3133EML77	FEDERAL FARM CREDIT BANKS FUNDING CORI	0.240	95.5229	12/28/2023	10,000,000.00	9,552,290.00	9,996,656.83	(444,366.83)
3133EML77	FEDERAL FARM CREDIT BANKS FUNDING CORI	0.235	95.5229	12/28/2023	15,000,000.00	14,328,435.00	14,996,280.22	(667,845.22)
3130ASKB4	FEDERAL HOME LOAN BANKS	3.350	98.5712	12/29/2023	25,000,000.00	24,642,800.00	25,000,000.00	(357,200.00)
3134GWC6	FEDERAL HOME LOAN MORTGAGE CORI	0.420	95.4955	01/24/2024	15,000,000.00	14,324,325.00	15,000,000.00	(675,675.00)
3135GA5A5	FEDERAL NATIONAL MORTGAGE ASSOCIATIO	0.350	94.9521	02/23/2024	20,000,000.00	18,990,420.00	20,000,000.00	(1,009,580.00)
3133ELN9	FEDERAL FARM CREDIT BANKS FUNDING CORI	1.542	96.2990	02/28/2024	5,000,000.00	4,814,950.00	5,000,000.00	(185,050.00)
3136G4Z97	FEDERAL NATIONAL MORTGAGE ASSOCIATIO	0.375	94.9455	02/28/2024	10,000,000.00	9,494,550.00	10,000,000.00	(505,450.00)
3130ARHG9	FEDERAL HOME LOAN BANKS	2.180	97.0350	02/28/2024	7,000,000.00	6,792,450.00	6,995,212.00	(202,762.00)
3133ENRR3	FEDERAL FARM CREDIT BANKS FUNDING CORI	1.764	96.3717	03/14/2024	20,000,000.00	19,274,340.00	19,967,404.65	(693,064.65)
3133EMTW2	FEDERAL FARM CREDIT BANKS FUNDING CORI	0.307	94.8253	03/18/2024	25,000,000.00	23,706,325.00	24,997,836.52	(1,291,511.52)
3130AKKF2	FEDERAL HOME LOAN BANKS	0.270	94.5036	03/28/2024	10,000,000.00	9,450,360.00	10,000,000.00	(549,640.00)
3130AKKF2	FEDERAL HOME LOAN BANKS	0.270	94.5036	03/28/2024	15,000,000.00	14,175,540.00	15,000,000.00	(824,460.00)
3130AKKF2	FEDERAL HOME LOAN BANKS	0.270	94.5036	03/28/2024	15,000,000.00	14,175,540.00	14,998,280.38	(822,740.38)
3136G43W1	FEDERAL NATIONAL MORTGAGE ASSOCIATIO	0.329	94.5628	03/28/2024	10,000,000.00	9,456,280.00	9,545,720.00	(543,720.00)
3130ARF55	FEDERAL HOME LOAN BANKS	0.200	96.6554	03/28/2024	10,000,000.00	9,665,540.00	10,000,000.00	(334,460.00)
3133EMVD1	FEDERAL FARM CREDIT BANKS FUNDING CORI	3.330	94.4888	04/05/2024	10,000,000.00	9,448,880.00	10,000,000.00	(551,120.00)
3130ALTJ3	FEDERAL HOME LOAN BANKS	0.375	94.5120	04/08/2024	10,000,000.00	9,451,200.00	10,000,000.00	(548,800.00)
3133ENU57	FEDERAL FARM CREDIT BANKS FUNDING CORI	2.580	97.2298	04/18/2024	10,000,000.00	9,722,980.00	10,000,000.00	(277,020.00)
3133ENU57	FEDERAL FARM CREDIT BANKS FUNDING CORI	2.721	97.2298	04/18/2024	10,520,000.00	10,228,574.96	10,501,391.84	(272,816.88)
3134GWA10	FEDERAL HOME LOAN MORTGAGE CORI	0.500	94.4180	04/29/2024	15,000,000.00	14,162,700.00	15,000,000.00	(837,300.00)
3135GA2P5	FEDERAL NATIONAL MORTGAGE ASSOCIATIO	0.356	94.1747	05/03/2024	3,500,000.00	3,296,114.50	3,499,730.98	(203,616.48)
3135GA3C3	FEDERAL NATIONAL MORTGAGE ASSOCIATIO	0.350	94.0292	05/17/2024	10,000,000.00	9,402,920.00	10,000,000.00	(597,080.00)
3135GA3C3	FEDERAL NATIONAL MORTGAGE ASSOCIATIO	0.350	94.0292	05/17/2024	10,000,000.00	9,402,920.00	10,000,000.00	(597,080.00)
3134GXCF9	FEDERAL HOME LOAN MORTGAGE CORI	0.400	94.0229	05/24/2024	10,000,000.00	9,402,290.00	10,000,000.00	(597,710.00)
3134GXCF9	FEDERAL HOME LOAN MORTGAGE CORI	0.400	94.0229	05/24/2024	10,000,000.00	9,402,290.00	10,000,000.00	(597,710.00)
3134GYYX0	FEDERAL HOME LOAN MORTGAGE CORI	0.500	94.2725	06/03/2024	10,000,000.00	9,427,250.00	10,000,000.00	(572,750.00)
3133ENYX2	FEDERAL FARM CREDIT BANKS FUNDING CORI	3.439	97.9715	06/17/2024	10,000,000.00	9,797,150.00	9,973,532.28	(176,382.28)
3134GV50	FEDERAL HOME LOAN MORTGAGE CORI	2.900	97.3029	06/21/2024	10,000,000.00	9,730,290.00	10,000,000.00	(269,710.00)
3134GWR32	FEDERAL HOME LOAN MORTGAGE CORI	0.410	93.7055	06/24/2024	10,000,000.00	9,370,550.00	10,000,000.00	(629,450.00)
3130AKLB0	FEDERAL HOME LOAN BANKS	0.260	93.4522	06/28/2024	10,000,000.00	9,345,220.00	10,000,000.00	(654,780.00)
3130AKLB0	FEDERAL HOME LOAN BANKS	0.260	93.4522	06/28/2024	15,000,000.00	14,017,830.00	15,000,000.00	(982,170.00)
3130AQ6J2	FEDERAL HOME LOAN BANKS	1.000	94.5680	06/28/2024	25,000,000.00	23,642,000.00	25,000,000.00	(1,358,000.00)
3134GV3A4	FEDERAL HOME LOAN MORTGAGE CORI	0.500	94.0026	07/01/2024	5,000,000.00	4,700,130.00	5,000,000.00	(299,870.00)
3134GV5R5	FEDERAL HOME LOAN MORTGAGE CORI	0.570	93.7476	07/15/2024	5,000,000.00	4,687,380.00	5,000,000.00	(312,620.00)
3136G4J38	FEDERAL NATIONAL MORTGAGE ASSOCIATIO							

3130ALNK6	FEDERAL HOME LOAN BANKS	0.625	91.6887	03/25/2025	10,000,000.00	9,168,870.00	10,000,000.00	(831,130.00)
3130ALKF0	FEDERAL HOME LOAN BANKS	0.625	91.6887	03/25/2025	10,000,000.00	9,168,870.00	10,000,000.00	(831,130.00)
3130ALKF0	FEDERAL HOME LOAN BANKS	0.625	91.6887	03/25/2025	10,000,000.00	9,168,870.00	10,000,000.00	(831,130.00)
3130AR7D7	FEDERAL HOME LOAN BANKS	2.050	94.7032	03/25/2025	5,000,000.00	4,735,160.00	5,000,000.00	(264,840.00)
3134GW2P5	FEDERAL HOME LOAN MORTGAGE CORP	0.500	91.3422	03/28/2025	10,000,000.00	9,134,220.00	10,000,000.00	(865,780.00)
3133EMUP5	FEDERAL FARM CREDIT BANKS FUNDING CORP	0.710	91.8077	04/01/2025	10,000,000.00	9,180,770.00	10,000,000.00	(819,230.00)
3133EMUR5	FEDERAL FARM CREDIT BANKS FUNDING CORP	0.710	91.8077	04/01/2025	10,000,000.00	9,180,770.00	10,000,000.00	(819,230.00)
3130ALWL4	FEDERAL HOME LOAN BANKS	0.720	91.7726	04/08/2025	15,000,000.00	13,665,890.00	15,000,000.00	(1,234,110.00)
3130ALDX9	FEDERAL HOME LOAN BANKS	0.500	90.8597	05/23/2025	14,750,000.00	13,401,805.75	14,750,000.00	(1,348,194.25)
3134GVRV2	FEDERAL HOME LOAN MORTGAGE CORP	0.750	91.4492	05/27/2025	10,000,000.00	9,144,920.00	10,000,000.00	(855,080.00)
3134GVVM6	FEDERAL HOME LOAN MORTGAGE CORP	0.730	91.3965	05/28/2025	5,000,000.00	4,569,825.00	5,000,000.00	(430,175.00)
3134GVVM6	FEDERAL HOME LOAN MORTGAGE CORP	0.730	91.3965	05/28/2025	10,000,000.00	9,139,650.00	10,000,000.00	(860,350.00)
3134GVV31	FEDERAL HOME LOAN MORTGAGE CORP	0.760	91.4414	05/28/2025	15,000,000.00	13,716,210.00	14,996,379.33	(1,280,169.33)
3130ARSC6	FEDERAL HOME LOAN BANKS	2.900	96.1209	05/29/2025	10,000,000.00	9,612,090.00	10,000,000.00	(387,910.00)
3134GVV95	FEDERAL HOME LOAN MORTGAGE CORP	0.650	91.4723	06/09/2025	15,000,000.00	13,720,845.00	15,000,000.00	(1,279,155.00)
3133ELH80	FEDERAL FARM CREDIT BANKS FUNDING CORP	0.680	91.1350	06/10/2025	5,025,000.00	4,579,533.75	5,025,000.00	(445,466.25)
3134GWP91	FEDERAL HOME LOAN MORTGAGE CORP	0.530	90.6101	06/16/2025	5,000,000.00	4,530,505.00	5,000,000.00	(469,495.00)
3130ALHZ0	FEDERAL HOME LOAN BANKS	0.500	90.7268	06/18/2025	10,000,000.00	9,072,680.00	10,000,000.00	(927,320.00)
3135GAZ24	FEDERAL NATIONAL MORTGAGE ASSOCIATIO	0.500	90.5414	06/24/2025	10,000,000.00	9,054,140.00	10,000,000.00	(945,860.00)
3134GXYR9	FEDERAL HOME LOAN MORTGAGE CORP	3.560	97.2717	06/27/2025	10,000,000.00	9,727,170.00	10,000,000.00	(272,830.00)
3136G4XK4	FEDERAL NATIONAL MORTGAGE ASSOCIATIO	0.650	90.9044	06/30/2025	5,000,000.00	4,545,220.00	5,000,000.00	(454,780.00)
3130ALU93	FEDERAL HOME LOAN BANKS	0.750	91.1369	06/30/2025	10,000,000.00	9,113,690.00	10,000,000.00	(886,310.00)
3136G4XZ1	FEDERAL NATIONAL MORTGAGE ASSOCIATIO	0.740	91.1135	06/30/2025	5,000,000.00	4,555,675.00	5,000,000.00	(444,325.00)
3136G4XR9	FEDERAL NATIONAL MORTGAGE ASSOCIATIO	0.740	91.1135	07/07/2025	13,507,740.00	12,675,950.00	14,900,000.00	(1,322,250.00)
3136G4Y10	FEDERAL NATIONAL MORTGAGE ASSOCIATIO	0.730	90.9724	07/15/2025	15,000,000.00	13,645,860.00	15,000,000.00	(1,354,140.00)
3136G4C27	FEDERAL NATIONAL MORTGAGE ASSOCIATIO	0.700	90.7909	07/29/2025	15,000,000.00	13,618,635.00	15,000,000.00	(1,381,365.00)
3136G4D75	FEDERAL NATIONAL MORTGAGE ASSOCIATIO	0.600	90.5515	07/29/2025	10,000,000.00	9,055,150.00	10,000,000.00	(944,850.00)
3136G4F32	FEDERAL NATIONAL MORTGAGE ASSOCIATIO	0.600	90.5515	07/29/2025	10,000,000.00	9,055,150.00	10,000,000.00	(944,850.00)
3136G4B77	FEDERAL NATIONAL MORTGAGE ASSOCIATIO	0.700	90.7416	08/04/2025	15,000,000.00	13,611,240.00	15,000,000.00	(1,388,760.00)
3136G4B77	FEDERAL NATIONAL MORTGAGE ASSOCIATIO	0.700	90.7416	08/04/2025	10,000,000.00	9,074,160.00	10,000,000.00	(925,840.00)
3136G4H63	FEDERAL NATIONAL MORTGAGE ASSOCIATIO	0.550	90.2567	08/19/2025	15,538,505.00	13,538,505.00	15,000,000.00	(1,461,495.00)
3134GWLW4	FEDERAL HOME LOAN MORTGAGE CORP	0.625	90.4492	08/19/2025	10,000,000.00	9,044,920.00	10,000,000.00	(955,080.00)
3130ALFN9	FEDERAL HOME LOAN BANKS	0.550	90.2307	08/25/2025	5,000,000.00	4,511,535.00	5,000,000.00	(488,465.00)
3136G4X40	FEDERAL NATIONAL MORTGAGE ASSOCIATIO	0.600	90.3456	08/26/2025	10,000,000.00	9,034,560.00	10,000,000.00	(965,440.00)
3136G42F9	FEDERAL NATIONAL MORTGAGE ASSOCIATIO	0.625	90.3991	08/27/2025	5,000,000.00	4,519,955.00	5,000,000.00	(480,045.00)
3136G4Q97	FEDERAL NATIONAL MORTGAGE ASSOCIATIO	0.650	90.4607	08/27/2025	8,650,000.00	7,824,850.55	8,650,000.00	(825,149.45)
3134GWL38	FEDERAL HOME LOAN MORTGAGE CORP	0.540	90.0325	09/15/2025	10,000,000.00	9,003,250.00	10,000,000.00	(996,750.00)
3134GWL38	FEDERAL HOME LOAN MORTGAGE CORP	0.540	90.0325	09/15/2025	15,000,000.00	13,504,875.00	15,000,000.00	(1,495,125.00)
3137EAEX3	FEDERAL HOME LOAN MORTGAGE CORP	0.497	89.9629	09/23/2025	10,000,000.00	8,996,290.00	9,967,131.92	(970,841.92)
3134GWTG1	FEDERAL HOME LOAN MORTGAGE CORP	0.600	90.0383	09/30/2025	5,000,000.00	4,501,915.00	5,000,000.00	(498,085.00)
3135G06A6	FEDERAL NATIONAL MORTGAGE ASSOCIATIO	0.580	89.8248	10/20/2025	10,000,000.00	8,982,480.00	10,000,000.00	(1,017,520.00)
3135G06A6	FEDERAL NATIONAL MORTGAGE ASSOCIATIO	0.580	89.8248	10/20/2025	10,000,000.00	8,982,480.00	9,998,020.56	(1,015,540.56)
3134GWZV1	FEDERAL HOME LOAN MORTGAGE CORP	1.238	89.9903	10/22/2025	15,000,000.00	13,498,545.00	14,758,916.74	(1,260,371.74)
3136G45C3	FEDERAL NATIONAL MORTGAGE ASSOCIATIO	0.540	89.6635	10/27/2025	10,000,000.00	8,966,350.00	10,000,000.00	(1,033,650.00)
3134GW3X2	FEDERAL HOME LOAN MORTGAGE CORP	0.625	89.8854	10/27/2025	10,000,000.00	8,988,540.00	10,000,000.00	(1,011,460.00)
3134GW3Z7	FEDERAL HOME LOAN MORTGAGE CORP	0.600	89.8122	10/28/2025	10,000,000.00	8,981,220.00	10,000,000.00	(1,018,780.00)
3134GW3Y0	FEDERAL HOME LOAN MORTGAGE CORP	0.550	89.6816	10/28/2025	10,000,000.00	8,968,160.00	10,000,000.00	(1,031,840.00)
3136G46S7	FEDERAL NATIONAL MORTGAGE ASSOCIATIO	0.560	89.7076	10/28/2025	5,000,000.00	4,485,380.00	5,000,000.00	(514,620.00)
3135G06C2	FEDERAL NATIONAL MORTGAGE ASSOCIATIO	0.600	89.8041	10/29/2025	10,000,000.00	8,980,410.00	10,000,000.00	(1,019,590.00)
3135G06C2	FEDERAL NATIONAL MORTGAGE ASSOCIATIO	0.604	89.8041	10/29/2025	10,000,000.00	8,980,410.00	9,998,868.95	(1,018,458.95)
3136G46N8	FEDERAL NATIONAL MORTGAGE ASSOCIATIO	0.600	89.8041	10/29/2025	5,000,000.00	4,490,205.00	5,000,000.00	(509,795.00)
3135GA2N0	FEDERAL NATIONAL MORTGAGE ASSOCIATIO	0.550	89.6475	11/04/2025	10,000,000.00	8,964,750.00	10,000,000.00	(1,035,250.00)
3135G06G3	FEDERAL NATIONAL MORTGAGE ASSOCIATIO	0.573	89.9382	11/07/2025	14,000,000.00	12,591,348.00	13,971,330.17	(1,379,982.17)
3134GXBM5	FEDERAL HOME LOAN MORTGAGE CORP	0.600	89.7150	11/12/2025	5,000,000.00	4,485,750.00	5,000,000.00	(514,250.00)
3134GXBM5	FEDERAL HOME LOAN MORTGAGE CORP	0.600	89.7150	11/12/2025	5,000,000.00	4,485,750.00	5,000,000.00	(514,250.00)
3135GAZ23	FEDERAL NATIONAL MORTGAGE ASSOCIATIO	0.560	89.5685	11/17/2025	10,000,000.00	8,956,850.00	10,000,000.00	(1,043,150.00)
3135GAZ23	FEDERAL NATIONAL MORTGAGE ASSOCIATIO	0.560	89.5685	11/17/2025	5,000,000.00	4,478,425.00	5,000,000.00	(521,575.00)
3135GAZ23	FEDERAL NATIONAL MORTGAGE ASSOCIATIO	0.560	89.5685	11/17/2025	5,000,000.00	4,478,425.00	5,000,000.00	(521,575.00)
3135GA4P3	FEDERAL NATIONAL MORTGAGE ASSOCIATIO	0.650	89.7997	11/18/2025	20,000,000.00	17,959,940.00	20,000,000.00	(2,040,060.00)
3135GAZ22	FEDERAL NATIONAL MORTGAGE ASSOCIATIO	0.600	89.6107	11/25/2025	15,000,000.00	13,441,605.00	15,000,000.00	(1,558,395.00)
3133EMLR1	FEDERAL FARM CREDIT BANKS FUNDING CORP	0.506	89.0362	12/31/2025	12,430,000.00	11,067,199.66	12,427,776.90	(1,360,577.24)
3134GXHL1	FEDERAL HOME LOAN MORTGAGE CORP	0.700	89.6084	12/30/2025	10,000,000.00	8,960,840.00	10,000,000.00	(1,039,160.00)
3130AL2G8	FEDERAL HOME LOAN BANKS	0.615	88.4806	02/18/2026	5,000,000.00	4,424,030.00	4,997,649.21	(573,619.21)
3130ALBX1	FEDERAL HOME LOAN BANKS	0.580	88.3824	02/23/2026	10,000,000.00	8,838,240.00	10,000,000.00	(1,161,760.00)
3130ALCV4	FEDERAL HOME LOAN BANKS	2.112	88.912	02/24/2026	25,000,000.00	22,222,800.00	23,978,241.70	(1,755,441.70)
3130AL6K5	FEDERAL HOME LOAN BANKS	0.580	88.3660	02/25/2026	6,000,000.00	5,301,960.00	6,000,000.00	(698,040.00)
3130ALEM2	FEDERAL HOME LOAN BANKS	0.790	89.0260	02/25/2026	10,000,000.00	8,902,600.00	10,000,000.00	(1,097,400.00)
3130ALEM2	FEDERAL HOME LOAN BANKS	0.790	89.0260	02/25/2026	15,000,000.00	13,353,900.00	15,000,000.00	(1,646,100.00)
3130ALGR9	FEDERAL HOME LOAN BANKS	0.850	89.2459	02/26/2026	10,000,000.00	8,924,590.00	10,000,000.00	(1,075,410.00)
3130ALEY6	FEDERAL HOME LOAN BANKS	3.157	89.0056	03/04/2026	16,160,000.00	14,383,304.96	15,025,892.19	(642,587.23)
3130ALHH0	FEDERAL HOME LOAN BANKS	0.340	89.5725	03/05/2026	10,500,000.00	9,405,112.50	9,850,730.50	(445,618.00)
3130ALEH3	FEDERAL HOME LOAN BANKS	0.700	88.5934	03/16/2026	25,000,000.00	22,148,350.00	25,000,000.00	(2,851,650.00)
3130ALH56	FEDERAL HOME LOAN BANKS	0.750	88.7249	03/18/2026	10,000,000.00	8,872,490.00	10,000,000.00	(1,127,510.00)
3130ALH56	FEDERAL HOME LOAN BANKS	0.750	88.7249	03/18/2026	10,000,000.00	8,872,490.00	10,000,000.00	(1,127,510.00)
3130ALLH2	FEDERAL HOME LOAN BANKS	0.750	88.7249	03/18/2026	10,000,000.00	8,872,490.00	10,000,000.00	(1,127,510.00)
3130ALFW9	FEDERAL HOME LOAN BANKS	0.790	88.8700	03/18/2026	15,000,000.00	13,330,500.00	15,000,000.00	(1,669,500.00)
3130ALGJ7	FEDERAL HOME LOAN BANKS	1.000	89.5620	03/23/2026	9,750,000.00	8,732,295.00	9,750,000.00	(1,017,705.00)
3130ALGJ7	FEDERAL HOME LOAN BANKS	1.000	89.5620	03/23/2026	9,750,000.00	8,732,295.00	9,750,000.00	(1,017,705.00)
3130ALGJ7	FEDERAL HOME LOAN BANKS	1.000	89.5620	03/23/2026	19,500,000.00	17,464,590.00	19,500,000.00	(2,035,410.00)
3130ALGJ7	FEDERAL HOME LOAN BANKS	1.016	89.5620	03/23/2026	8,921,250.00	7,990,049.93	8,916,687.29	(926,637.37)
3130ALGJ7	FEDERAL HOME LOAN BANKS	1.000	89.5620	03/23/2026	14,625,000.00	13,098,442.50	14,625,000.00	(1,526,557.50)
3130ALGJ7	FEDERAL HOME LOAN BANKS	1.000	89.5620	03/23/2026	14,625,000.00	13,098,442.50	14,625,000.00	(1,526,557.50)
3130ALGJ7	FEDERAL HOME LOAN BANKS	1.000	89.5620	03/23/2026	19,500,000.00	17,464,590.00	19,500,000.00	(2,035,410.00)
3130ALGJ7	FEDERAL HOME LOAN BANKS	1.000	89.5620	03/23/2026	9,750,000.00	8,732,295.00	9,750,000.00	(1,017,705.00)
3130ALGJ7	FEDERAL HOME LOAN BANKS	3.010	89.5620	03/23/2026	19,500,000.00	17,464,590.00	18,315,157.54	(850,367.54)
3130ALKL7	FEDERAL HOME LOAN BANKS	0.850	89.0743	03/25/2026	10,000,000.00	8,907,430.00	10,000,000.00	(1,092,570.00)
3133ENUL2	FEDERAL FARM CREDIT BANKS FUNDING CORP	3.110	95.4066	04/13/2026	10,000,000.00	9,540,660.00	10,000,000.00	(459,340.00)
3133EMZ54	FEDERAL FARM CREDIT BANKS FUNDING CORP	1.000	88.8289	05/18/2026	5,000,000.00	4,441,445.00	5,000,000.00	(558,555.00)
3130AMN33	FEDERAL HOME LOAN BANKS	1.050	89.2908	05/26/2026	5,000,000.00	4,464,540.00	5,000,000.00	(535,460.00)
3130AMK97	FEDERAL HOME LOAN BANKS	1.030	89.3525	05/26/2026	15,000,000.00			



3130ATF5	FEDERAL HOME LOAN BANKS	3.941	98.4213	09/11/2026	5,000,000.00	4,921,065.00	4,967,681.46	(46,616.46)
3130ATH2	FEDERAL HOME LOAN BANKS	4.312	100.1133	09/11/2026	1,000,000.00	1,001,133.00	997,926.05	3,206.95
3130APM3	FEDERAL HOME LOAN BANKS	1.040	88.4724	09/28/2026	15,000,000.00	13,270,860.00	15,000,000.00	(1,729,140.00)
3130APAD7	FEDERAL HOME LOAN BANKS	1.035	88.5061	09/28/2026	15,000,000.00	13,275,915.00	15,000,000.00	(1,724,085.00)
3130A0NY4	FEDERAL HOME LOAN BANKS	1.000	88.2284	10/03/2026	10,000,000.00	8,822,840.00	10,000,000.00	(1,177,160.00)
3133ENT67	FEDERAL FARM CREDIT BANKS FUNDING CORI	4.318	99.8019	10/19/2026	5,000,000.00	4,990,095.00	4,988,228.06	1,866.94
3133ENT67	FEDERAL FARM CREDIT BANKS FUNDING CORI	1.249	88.6639	10/20/2026	10,000,000.00	8,866,390.00	9,959,740.33	(1,093,350.33)
3133ENBK5	FEDERAL FARM CREDIT BANKS FUNDING CORI	1.340	88.6639	10/20/2026	10,000,000.00	8,866,390.00	9,926,622.15	(1,060,232.15)
3134GWC7	FEDERAL HOME LOAN MORTGAGE CORI	3.046	87.2284	10/27/2026	20,000,000.00	17,445,680.00	18,408,138.69	(962,458.69)
3134GWC7	FEDERAL HOME LOAN MORTGAGE CORI	3.092	87.2284	10/27/2026	20,000,000.00	17,445,680.00	18,370,271.37	(924,591.37)
3134GWC7	FEDERAL HOME LOAN MORTGAGE CORI	3.488	87.2284	10/27/2026	5,000,000.00	4,361,420.00	4,526,130.50	(164,710.50)
3134GW65	FEDERAL HOME LOAN MORTGAGE CORI	3.122	87.2211	10/28/2026	15,000,000.00	13,083,165.00	13,766,565.62	(683,400.62)
3130ARUF6	FEDERAL HOME LOAN BANKS	3.125	95.1841	10/29/2026	10,000,000.00	9,518,410.00	10,000,000.00	(481,590.00)
3133ENEM8	FEDERAL FARM CREDIT BANKS FUNDING CORI	1.430	89.4962	11/23/2026	10,000,000.00	8,949,620.00	10,000,000.00	(1,050,380.00)
3130APWW1	FEDERAL HOME LOAN BANKS	1.503	89.7326	11/24/2026	20,000,000.00	17,946,520.00	19,997,653.11	(2,051,133.11)
3130ATV4	FEDERAL HOME LOAN BANKS	3.986	101.1213	12/11/2026	5,000,000.00	5,056,065.00	5,092,412.12	(36,347.12)
3133ENAG2	FEDERAL FARM CREDIT BANKS FUNDING CORI	3.923	99.1131	12/15/2026	25,000,000.00	24,778,275.00	25,015,072.55	(236,797.55)
3130AQP65	FEDERAL HOME LOAN BANKS	1.306	89.3728	12/21/2026	10,000,000.00	8,937,280.00	9,978,540.00	(1,041,260.00)
3130AQY9	FEDERAL HOME LOAN BANKS	1.500	89.5146	12/30/2026	25,000,000.00	22,378,650.00	25,000,000.00	(2,621,350.00)
3133ENK64	FEDERAL FARM CREDIT BANKS FUNDING CORI	1.800	89.8090	01/11/2027	10,000,000.00	8,980,900.00	9,832,283.09	(851,383.09)
3133ENL21	FEDERAL FARM CREDIT BANKS FUNDING CORI	1.968	90.4447	01/26/2027	10,000,000.00	9,044,470.00	9,969,013.06	(924,543.06)
3130AQHS5	FEDERAL HOME LOAN BANKS	1.984	90.1764	01/28/2027	10,000,000.00	9,017,640.00	9,890,189.05	(872,549.05)
3130AQHS5	FEDERAL HOME LOAN BANKS	2.086	90.1764	01/28/2027	20,000,000.00	18,035,280.00	18,702,234.57	(1,666,954.57)
3130AQK54	FEDERAL HOME LOAN BANKS	1.750	90.3440	01/28/2027	11,250,000.00	10,163,700.00	11,250,000.00	(1,086,300.00)
3130AKYH3	FEDERAL HOME LOAN BANKS	1.746	86.5953	02/10/2027	10,000,000.00	8,659,530.00	9,641,005.68	(981,475.68)
3130AL2X1	FEDERAL HOME LOAN BANKS	3.001	86.6534	02/17/2027	10,000,000.00	8,665,340.00	9,178,919.70	(513,579.70)
3130ALED2	FEDERAL HOME LOAN BANKS	2.050	87.3712	02/24/2027	15,000,000.00	13,105,680.00	14,394,250.83	(1,288,570.83)
3130ALED2	FEDERAL HOME LOAN BANKS	3.001	87.3712	02/24/2027	20,000,000.00	17,474,240.00	18,476,840.22	(1,002,600.22)
3130AQR08	FEDERAL HOME LOAN BANKS	2.000	91.0726	02/25/2027	10,000,000.00	9,107,260.00	10,000,000.00	(892,740.00)
3130AQRH8	FEDERAL HOME LOAN BANKS	2.000	91.0726	02/25/2027	5,000,000.00	4,553,630.00	5,000,000.00	(446,370.00)
3130AQRH8	FEDERAL HOME LOAN BANKS	2.000	91.0726	02/25/2027	5,000,000.00	4,553,630.00	5,000,000.00	(446,370.00)
3130AR6U0	FEDERAL HOME LOAN BANKS	2.500	92.6692	03/22/2027	5,000,000.00	4,633,460.00	5,000,000.00	(366,540.00)
3130ARHX2	FEDERAL HOME LOAN BANKS	3.000	94.3063	03/25/2027	10,000,000.00	9,430,630.00	10,000,000.00	(569,370.00)
3130ARHX2	FEDERAL HOME LOAN BANKS	3.000	94.3063	03/25/2027	10,000,000.00	9,430,630.00	10,000,000.00	(569,370.00)
3130ARHX2	FEDERAL HOME LOAN BANKS	3.000	94.3063	03/25/2027	10,000,000.00	9,430,630.00	10,000,000.00	(569,370.00)
3133ENV99	FEDERAL FARM CREDIT BANKS FUNDING CORI	2.913	95.0250	04/26/2027	10,000,000.00	9,502,500.00	9,984,809.64	(482,309.64)
3130ARPV7	FEDERAL HOME LOAN BANKS	3.500	95.4549	04/28/2027	10,000,000.00	9,545,490.00	10,000,000.00	(454,510.00)
3130ARSF9	FEDERAL HOME LOAN BANKS	3.000	94.3838	04/29/2027	10,000,000.00	9,438,380.00	10,000,000.00	(561,620.00)
3130AS3F4	FEDERAL HOME LOAN BANKS	3.770	96.1642	05/26/2027	10,000,000.00	9,616,420.00	10,000,000.00	(383,580.00)
3130ASGL7	FEDERAL HOME LOAN BANKS	3.395	97.4847	06/11/2027	10,000,000.00	9,748,470.00	10,000,000.00	(251,530.00)
3130ASD58	FEDERAL HOME LOAN BANKS	3.300	95.0811	06/28/2027	10,000,000.00	9,508,110.00	10,000,000.00	(491,890.00)
3130ASH44	FEDERAL HOME LOAN BANKS	4.700	98.0597	06/30/2027	15,000,000.00	14,708,955.00	15,000,000.00	(291,045.00)
3134GZK7	FEDERAL HOME LOAN MORTGAGE CORI	4.250	97.3774	06/30/2027	10,000,000.00	9,737,740.00	10,000,000.00	(262,260.00)
3130AUAP9	FEDERAL HOME LOAN BANKS	4.450	98.4961	06/30/2027	25,000,000.00	24,624,025.00	25,000,000.00	(375,975.00)
3133ENB33	FEDERAL FARM CREDIT BANKS FUNDING CORI	3.075	95.7097	07/19/2027	10,000,000.00	9,570,970.00	9,989,545.45	(418,575.45)
3130ATHW0	FEDERAL HOME LOAN BANKS	4.239	100.2126	09/10/2027	2,000,000.00	2,004,252.00	1,990,424.77	13,827.23
3130ATHW0	FEDERAL HOME LOAN BANKS	4.241	100.2126	09/10/2027	3,000,000.00	3,006,378.00	2,985,476.74	20,901.26
3133ENL99	FEDERAL FARM CREDIT BANKS FUNDING CORI	3.467	97.0336	09/15/2027	10,000,000.00	9,703,360.00	9,960,578.20	(257,218.20)
3133ENL99	FEDERAL FARM CREDIT BANKS FUNDING CORI	3.830	97.0336	09/15/2027	10,000,000.00	9,703,360.00	9,806,958.00	(103,598.00)
3130ATET0	FEDERAL HOME LOAN BANKS	4.102	98.4004	09/27/2027	20,000,000.00	19,680,080.00	19,998,105.15	(318,025.15)
3130ATB58	FEDERAL HOME LOAN BANKS	3.750	98.0659	09/29/2027	5,000,000.00	4,903,295.00	5,000,000.00	(96,705.00)
3130ATB58	FEDERAL HOME LOAN BANKS	4.150	98.0659	09/29/2027	5,000,000.00	4,903,295.00	5,000,000.00	(96,705.00)
3130ATB58	FEDERAL HOME LOAN BANKS	4.150	98.0659	09/29/2027	7,225,000.00	7,085,261.28	7,225,000.00	(139,738.72)
3130ATH42	FEDERAL HOME LOAN BANKS	4.700	99.0993	09/29/2027	7,000,000.00	6,936,951.00	7,000,000.00	(63,049.00)
3133ENQ29	FEDERAL FARM CREDIT BANKS FUNDING CORI	4.122	99.6793	09/29/2027	15,000,000.00	14,951,895.00	14,922,529.52	29,365.48
3130ATEA0	FEDERAL HOME LOAN BANKS	5.125	99.1160	09/30/2027	13,000,000.00	12,885,280.00	13,000,000.00	(114,920.00)
3130ATEF0	FEDERAL HOME LOAN BANKS	4.250	97.1179	09/30/2027	15,000,000.00	14,567,685.00	15,000,000.00	(432,315.00)
3133EN550	FEDERAL FARM CREDIT BANKS FUNDING CORI	4.231	100.2579	10/14/2027	23,775,000.00	23,836,315.73	23,667,568.76	168,746.96
31422XM90	FEDERAL AGRICULTURAL MORTGAGE CORI	4.320	100.8841	10/21/2027	5,000,000.00	5,044,205.00	5,000,000.00	44,205.00
31422XM90	FEDERAL AGRICULTURAL MORTGAGE CORI	4.320	100.8841	10/21/2027	5,000,000.00	5,044,205.00	5,000,000.00	44,205.00
31422XM90	FEDERAL AGRICULTURAL MORTGAGE CORI	4.320	100.8841	10/21/2027	5,000,000.00	5,044,205.00	5,000,000.00	44,205.00
3133ENV23	FEDERAL FARM CREDIT BANKS FUNDING CORI	5.503	99.6988	10/25/2027	5,000,000.00	4,984,940.00	4,995,180.92	(10,240.92)
3133ENV23	FEDERAL FARM CREDIT BANKS FUNDING CORI	5.503	99.6988	10/25/2027	5,000,000.00	4,984,940.00	4,995,165.02	(10,225.02)
3130ATNG8	FEDERAL HOME LOAN BANKS	5.000	99.5965	10/27/2027	5,000,000.00	4,979,825.00	5,000,000.00	(20,175.00)
3133ENW63	FEDERAL FARM CREDIT BANKS FUNDING CORI	4.284	100.9816	10/27/2027	5,000,000.00	5,049,080.00	5,019,518.07	29,561.93
3133ENW63	FEDERAL FARM CREDIT BANKS FUNDING CORI	4.195	100.9816	10/27/2027	3,715,000.00	3,751,466.44	3,743,804.79	7,661.65
3133ENW63	FEDERAL FARM CREDIT BANKS FUNDING CORI	4.252	100.9816	10/27/2027	15,000,000.00	15,147,240.00	15,079,533.44	67,706.56
31422XQ70	FEDERAL AGRICULTURAL MORTGAGE CORI	6.000	99.7599	11/22/2027	12,000,000.00	11,971,188.00	12,000,000.00	(28,812.00)
3130ATV95	FEDERAL HOME LOAN BANKS	6.000	100.2089	11/23/2027	5,000,000.00	5,010,445.00	5,000,000.00	10,445.00
3130ATW45	FEDERAL HOME LOAN BANKS	4.851	99.9810	11/29/2027	4,895,000.00	4,894,069.95	4,912,527.58	(18,457.63)
3134G4W9	FEDERAL HOME LOAN MORTGAGE CORI	5.040	99.6610	11/29/2027	10,000,000.00	9,966,100.00	10,000,000.00	(33,900.00)
3134G4W9	FEDERAL HOME LOAN MORTGAGE CORI	5.040	99.6610	11/29/2027	5,000,000.00	4,983,050.00	5,000,000.00	(16,950.00)
3133EN3H1	FEDERAL FARM CREDIT BANKS FUNDING CORI	4.080	99.7593	11/29/2027	25,000,000.00	24,939,825.00	24,911,993.72	27,831.28
3133EN3H1	FEDERAL FARM CREDIT BANKS FUNDING CORI	4.077	99.7593	11/29/2027	25,000,000.00	24,939,825.00	24,915,529.67	24,395.33
3133EN3H1	FEDERAL FARM CREDIT BANKS FUNDING CORI	4.061	99.7593	11/29/2027	25,000,000.00	24,939,825.00	24,932,737.95	7,087.05
3130ATYK7	FEDERAL HOME LOAN BANKS	5.100	99.7573	11/30/2027	5,000,000.00	4,987,865.00	5,000,000.00	(12,135.00)
3130ATU54	FEDERAL HOME LOAN BANKS	3.796	100.9041	12/10/2027	25,000,000.00	25,226,025.00	25,504,655.15	(278,630.15)
3130ATU54	FEDERAL HOME LOAN BANKS	4.002	100.9041	12/10/2027	50,000,000.00	50,452,050.00	50,546,834.38	(94,784.38)
3130ATU54	FEDERAL HOME LOAN BANKS	4.036	100.9041	12/10/2027	15,000,000.00	15,135,615.00	15,141,256.79	(5,641.79)
3133EN4S6	FEDERAL FARM CREDIT BANKS FUNDING CORI	3.896	98.6247	12/22/2027	15,000,000.00	14,793,705.00	14,902,138.88	(108,433.88)
3130AUCK8	FEDERAL HOME LOAN BANKS	4.770	99.9466	12/27/2027	25,000,000.00	24,986,650.00	25,000,000.00	(13,350.00)
3134GYC26	FEDERAL HOME LOAN MORTGAGE CORI	4.800	99.9873	12/29/2027	15,000,000.00	14,998,095.00	15,000,000.00	(1,905.00)
3134GYC26	FEDERAL HOME LOAN MORTGAGE CORI	4.800	99.9873	12/29/2027	10,000,000.00	9,998,730.00	10,000,000.00	(1,270.00)
3134GYA11	FEDERAL HOME LOAN MORTGAGE CORI	4.800	98.8228	12/30/2027	25,000,000.00	24,705,700.00	25,000,000.00	(294,300.00)
3134GYC75	FEDERAL HOME LOAN MORTGAGE CORI	4.800	99.9580	12/30/2027	15,000,000.00	14,993,700.00	15,000,000.00	(6,300.00)
3134GYC77	FEDERAL HOME LOAN MORTGAGE CORI	4.510	99.1543	12/30/2027	25,000,000.00	24,788,575.00	25,000,000.00	(211,425.00)
---	---	1.904	94.3119	07/31/2025	4,020,570,250.00	3,790,904,670.30	4,005,421,083.26	(214,516,412.96)

Agency	AGCY DISC	Cusip	Description	Yield	Market Price	Final Maturity	Par Value	Market Value	Book Value	Net Unrealized Gain/Loss
313384AC3	FEDERAL HOME LOAN BANKS	1.433	99.9893	01/03/2023	25,000,000.00	24,997,325.00	24,998,027.78	(702.78)		
313384AS8	FEDERAL HOME LOAN BANKS	1.464	99.8449	01/17/2023	50,000,000.00	49,922,450.00	49,967,777.78	(45,327.78)		
313384AU3	FEDERAL HOME LOAN BANKS	4.155	99.8214							

313384GM5	FEDERAL HOME LOAN BANKS	4.429	98.0399	06/05/2023	25,000,000.00	24,509,975.00	24,535,000.00	(25,025.00)
313384GW3	FEDERAL HOME LOAN BANKS	4.244	97.9154	06/14/2023	30,000,000.00	29,374,620.00	29,434,200.00	(59,580.00)
313384HP9	FEDERAL HOME LOAN BANKS	4.718	97.7899	06/23/2023	25,000,000.00	24,447,475.00	24,446,159.72	1,315.28
313384HL6	FEDERAL HOME LOAN BANKS	4.715	97.7202	06/28/2023	50,000,000.00	48,860,100.00	48,864,013.89	(3,913.89)
313384KD0	FEDERAL HOME LOAN BANKS	4.775	97.1830	08/08/2023	25,000,000.00	24,295,750.00	24,294,333.33	1,416.67
313384KL2	FEDERAL HOME LOAN BANKS	4.644	97.0921	08/15/2023	25,000,000.00	24,273,025.00	24,292,965.28	(19,940.28)
313384LC1	FEDERAL HOME LOAN BANKS	4.121	96.8844	08/31/2023	25,000,000.00	24,221,100.00	24,327,777.78	(106,677.78)
313384LK3	FEDERAL HOME LOAN BANKS	4.773	96.7865	09/07/2023	25,000,000.00	24,196,625.00	24,197,666.67	(1,041.67)
313384LT4	FEDERAL HOME LOAN BANKS	4.776	96.6825	09/15/2023	25,000,000.00	24,170,625.00	24,171,888.89	(1,263.89)
313384LW7	FEDERAL HOME LOAN BANKS	4.777	96.6434	09/18/2023	70,000,000.00	67,650,380.00	67,654,222.23	(3,842.23)
313384LZ0	FEDERAL HOME LOAN BANKS	4.778	96.6044	09/21/2023	25,000,000.00	24,151,100.00	24,152,556.38	(1,456.38)
313384MH9	FEDERAL HOME LOAN BANKS	4.780	96.5003	09/29/2023	25,000,000.00	24,125,075.00	24,126,777.78	(1,702.78)
313384MH9	FEDERAL HOME LOAN BANKS	4.780	96.5003	09/29/2023	25,000,000.00	24,125,075.00	24,126,777.78	(1,702.78)
313384NE5	FEDERAL HOME LOAN BANKS	4.539	96.2353	10/20/2023	50,000,000.00	48,117,650.00	48,219,611.11	(101,961.11)
---	FEDERAL HOME LOAN BANKS	3.919	98.2679	05/18/2023	1,322,189,000.00	1,299,122,138.22	1,300,754,068.89	(1,631,930.68)

Agency CMO  
FHL M CMO

Cusip	Description	Yield	Market Price	Final Maturity	Par Value	Market Value	Book Value	Net Unrealized Gain/Loss
3137B3NA2	FHMS K-030 A2	4.517	99.5397	04/25/2023	15,123,302.00	15,053,687.47	15,071,183.55	(17,496.08)
3137BWWD2	FHMS K-725 A2	4.878	97.9257	01/25/2024	12,070,067.77	11,819,703.06	11,836,831.43	(17,128.37)
---	---	4.676	98.8297	08/24/2023	27,193,369.77	26,873,390.54	26,908,014.98	(34,624.45)

Agency CMO  
FNMA CMO

Cusip	Description	Yield	Market Price	Final Maturity	Par Value	Market Value	Book Value	Net Unrealized Gain/Loss
3136AW7J0	FNA 2017-M8 A2	3.406	94.1801	05/25/2027	13,335,072.60	12,558,987.78	13,180,802.21	(621,814.43)
3136AW7J0	FNA 2017-M8 A2	3.406	94.1801	05/25/2027	13,335,072.60	12,558,987.78	13,180,802.21	(621,814.43)

Agency MBS  
FHL M CMO

Cusip	Description	Yield	Market Price	Final Maturity	Par Value	Market Value	Book Value	Net Unrealized Gain/Loss
3137B36J2	FHMS K-029 A2	3.287	99.5783	02/25/2023	12,264,419.88	12,212,700.70	12,260,669.56	(47,968.86)
3137B36J2	FHMS K-029 A2	3.660	99.5783	02/25/2023	17,774,376.12	17,699,421.39	17,760,883.70	(61,462.30)
3137B3NX2	FHMS K-031 A2	3.494	99.4094	04/25/2023	23,190,990.50	23,044,079.40	23,149,908.43	(106,829.04)
3137B4W8	FHMS K-033 A2	3.422	99.0489	07/25/2023	19,620,000.00	19,433,401.24	19,568,976.72	(135,575.48)
3137B5JM6	FHMS K-034 A2	3.499	99.1561	07/25/2023	24,882,503.75	24,672,530.50	24,855,877.91	(183,347.00)
3137B5KW2	FHMS K-035 A2	3.667	99.0781	08/25/2023	24,618,802.50	24,391,851.36	24,558,208.39	(166,357.02)
3137B7MZ9	FHMS K-036 A2	4.912	98.6289	10/25/2023	14,250,000.00	14,054,616.26	14,091,352.53	(36,736.27)
3137B7YY9	FHMS K-037 A2	4.889	98.4878	01/25/2024	9,500,000.00	9,369,626.16	9,369,626.16	(11,284.50)
3137FMU67	FHMS K-735 A2	3.518	94.6834	05/25/2026	14,917,414.35	14,124,318.28	14,613,449.40	(489,131.02)
3137FNWX4	FHMS K-736 A2	3.658	92.7267	07/25/2026	10,000,000.00	9,272,672.00	9,568,746.28	(296,074.08)
3137BTUM1	FHMS K-061 A2	4.501	95.8046	11/25/2026	9,000,000.00	8,622,413.28	8,638,286.31	(15,873.03)
3137BYLD0	FHMS K-L01 A2E	4.184	95.3042	02/25/2027	15,000,000.00	14,295,633.30	14,498,646.31	(203,013.01)
3137BXQY1	FHMS K-064 A2	3.154	95.1215	03/25/2027	1,000,000.00	951,215.41	1,001,534.83	(50,319.42)
3137FLJ3	FHMS K-066 A2	3.111	94.5339	06/25/2027	11,095,000.00	10,488,531.99	11,085,489.33	(596,957.34)
---	---	3.750	97.8881	06/28/2024	207,103,507.10	202,619,727.08	205,021,655.84	(2,401,928.76)

Agency MBS  
FNMA

Cusip	Description	Yield	Market Price	Final Maturity	Par Value	Market Value	Book Value	Net Unrealized Gain/Loss
3138L36P5	FN AM3577	5.568	98.5900	06/01/2023	13,123,352.58	12,938,214.71	12,969,166.03	(30,951.31)
3138LEGR6	FN AN2007	3.059	98.2400	07/01/2023	4,990,016.03	4,902,191.74	4,963,910.00	(61,718.25)
3136A8AG5	FNA 2013-M14 A2	5.541	98.5781	10/25/2023	4,822,764.69	4,754,192.11	4,765,500.55	(11,308.44)
3136AKQM8	FNA 2014-M8 A2	5.910	97.2761	06/25/2024	7,986,245.00	7,768,708.95	7,794,040.45	(25,331.50)
3138LCH81	FN AN0254	3.738	95.3400	12/01/2025	7,455,559.53	7,108,130.46	7,336,133.23	(228,002.78)
3138LCHR9	FEDERAL NATIONAL MORTGAGE ASSOCIATION	2.939	95.3400	12/01/2025	14,255,371.80	13,591,071.47	14,244,304.07	(653,232.60)
3138LDSW9	FN AN1760	4.176	93.5400	06/01/2026	15,000,000.00	14,031,000.00	14,640,971.14	(609,971.14)
3138LENE7	FN AN2188	3.543	93.2600	07/01/2026	10,000,000.00	9,326,000.00	9,835,175.66	(509,175.66)
3138LHUZ5	FN AN5099	3.076	94.9300	04/01/2027	24,339,491.50	23,105,479.28	24,318,697.63	(1,213,218.35)
3138LHZZ1	FN AN5246	3.365	95.2700	05/01/2027	7,100,000.00	6,764,170.00	7,070,513.78	(306,343.78)
3138LJ5T3	FN AN6257	4.582	94.8700	08/01/2027	15,468,593.68	14,675,054.83	14,707,265.64	(32,210.81)
3136BML55	FNA 2022-M11 A2	4.554	93.2389	10/25/2027	30,000,000.00	27,971,673.90	28,602,942.13	(631,268.23)
3140LHVX5	FN BS6929	4.280	98.8700	11/01/2027	31,100,000.00	30,748,570.00	30,998,689.86	(250,119.86)
3140LHAA5	FN BS7116	4.363	99.9200	11/01/2027	20,210,000.00	20,193,832.00	20,210,000.00	(16,168.00)
---	---	4.160	96.1538	09/28/2026	205,851,294.80	197,878,289.46	202,457,310.17	(4,579,020.72)

CD

Cusip	Description	Yield	Market Price	Final Maturity	Par Value	Market Value	Book Value	Net Unrealized Gain/Loss
78012U4U6	Royal Bank of Canada New York Branch	1.830	100.0000	01/03/2023	25,000,000.00	25,000,000.00	25,000,000.00	0.00
06417MXK6	Bank of Nova Scotia - Houston Branch	0.700	100.0000	01/03/2023	50,000,000.00	50,000,000.00	50,000,000.00	0.00
86959JR92	Svenska Handels AB Publ - New York Branch	3.620	100.0000	01/04/2023	30,000,000.00	30,000,000.00	30,000,000.00	0.00
89115B6E5	Toronto-Dominion Bank - New York Branch	3.210	100.0000	01/09/2023	50,000,000.00	50,000,000.00	50,000,000.00	0.00
78012U5E1	Royal Bank of Canada New York Branch	2.000	100.0000	01/18/2023	25,000,000.00	25,000,000.00	25,000,000.00	0.00
89114WPN9	Toronto-Dominion Bank - New York Branch	2.800	100.0000	01/20/2023	20,000,000.00	20,000,000.00	20,000,000.00	0.00
78012U4P7	Royal Bank of Canada New York Branch	1.800	100.0000	01/23/2023	25,000,000.00	25,000,000.00	25,000,000.00	0.00
06367CVY0	Bank of Montreal - Chicago Branch	3.060	100.0000	01/23/2023	50,000,000.00	50,000,000.00	50,000,000.00	0.00
06417MA21	Bank of Nova Scotia - Houston Branch	3.400	100.0000	01/23/2023	50,000,000.00	50,000,000.00	50,000,000.00	0.00
78012U3E3	Royal Bank of Canada New York Branch	0.800	100.0000	01/24/2023	25,000,000.00	25,000,000.00	25,000,000.00	0.00
89114WP58	Toronto-Dominion Bank - New York Branch	0.810	100.0000	01/25/2023	25,000,000.00	25,000,000.00	25,000,000.00	0.00
78012U4T9	Royal Bank of Canada New York Branch	1.870	100.0000	01/25/2023	35,000,000.00	35,000,000.00	35,000,000.00	0.00
06367D3B9	Bank of Montreal - Chicago Branch	4.350	100.0000	01/27/2023	100,000,000.00	100,000,000.00	100,000,000.00	0.00
78012U5A9	Royal Bank of Canada New York Branch	2.050	100.0000	02/13/2023	25,000,000.00	25,000,000.00	25,000,000.00	0.00
21684XXJ0	Rabobank Nederland - New York Branch	2.450	100.0000	02/13/2023	50,000,000.00	50,000,000.00	50,000,000.00	0.00
06367CWS2	Bank of Montreal - Chicago Branch	3.330	100.0000	02/17/2023	50,000,000.00	50,000,000.00	50,000,000.00	0.00
06417MJ22	Bank of Nova Scotia - Houston Branch	3.490	100.0000	02/22/2023	50,000,000.00	50,000,000.00	50,000,000.00	0.00
86959RF88	Svenska Handels AB Publ - New York Branch	3.515	100.0016	02/27/2023	50,000,000.00	50,000,777.99	50,000,777.99	0.00
65558UZC9	Nordea ABP - New York Branch	4.390	100.0000	02/27/2023	50,000,000.00	50,000,000.00	50,000,000.00	0.00
06417MB46	Bank of Nova Scotia - Houston Branch	3.400	100.0000	02/28/2023	50,000,000.00	50,000,000.00	50,000,000.00	0.00
86959RH52	Svenska Handels AB Publ - New York Branch	4.200	100.0000	03/17/2023	75,000,000.00	75,000,000.00	75,000,000.00	0.00
89114VVA0	Toronto-Dominion Bank - New York Branch	2.200	100.0000	03/20/2023	20,000,000.00	20,000,000.00	20,000,000.00	0.00
78012U5F8	Royal Bank of Canada New York Branch	2.220	100.0000	03/20/2023	35,000,000.00	35,000,000.00	35,000,000.00	0.00
86959RR44	Svenska Handels AB Publ - New York Branch	4.150	100.0000	03/22/2023	50,000,000.00	50,000,000.00	50,000,000.00	0.00
65558UXB3	Nordea ABP - New York Branch	4.550	100.0000	03/28/2023	50,000,000.00	50,000,000.00	50,000,000.00	0.00
65558UYG1	Nordea ABP - New York Branch	5.020	100.0000	05/02/2023	25,000,000.00	25,000,000.00	25,000,000.00	0.00
65558UYM8	Nordea ABP - New York Branch	4.352	100.0000	05/10/2023	87,000,000.00	87,000,000.00	87,000,000.00	0.00
89115B6S4	Toronto-Dominion Bank - New York Branch	3.850	100.0000	05/15/2023	20,000,000.00	20,000,000.00	20,000,000.00	0.00
89114VXR1	Toronto-Dominion Bank - New York Branch	1.308	100.0000	05/22/2023	25,000,000.00	25,000,000.00	25,000,000.00	0.00
21684XZAT	Rabobank Nederland - New York Branch	3.880	100.0000	05/26/2023	100,000,000.00	100,000,000.00	100,000,000.00	0.00
06367CYY7	Bank of Montreal - Chicago Branch	5.180	100.0000	05/30/2023	50,000,000.00	50,000,000.00	50,000,000.00	0.00
06367D3D5	Bank of Montreal - Chicago Branch	4.700	100.0000	05/30/2023	50,000,000.00	50,000,000.00	50,000,000.00	0.00
21684XZU3	Rabobank Nederland - New York Branch	4.980	100.0000	06/06/2023	50,000,000.00	50,000,000.00	50,000,000.00	0.00
06367CXZ5	Bank of Montreal - Chicago Branch	4.520	100.0000	06/07/2023	50,000,000.00	50,000,000.00	50,000,000.00	0.00
06417MP74	Bank of Nova Scotia - Houston Branch	0.000	100.0000	06/09/2023	50,000,000.00	50,000,000.00	50,000,000.00	0.00
78012U6X8	Royal Bank of Canada New York Branch	3.710	100.0000	06/22/2023	25,000,000.00	25,000,000.00	25,000,000.	

89115BCB4	Toronto-Dominion Bank - New York Branch	5.570	100.0000	09/05/2023	50,000,000.00	50,000,000.00	50,000,000.00	0.00
89115BKK5	Toronto-Dominion Bank - New York Branch	5.410	100.0000	10/10/2023	50,000,000.00	50,000,000.00	50,000,000.00	0.00
78015JMA2	Royal Bank of Canada New York Branch	5.590	100.0000	10/11/2023	50,000,000.00	50,000,000.00	50,000,000.00	0.00
78015JQ26	Royal Bank of Canada New York Branch	5.280	100.0000	10/23/2023	25,000,000.00	25,000,000.00	25,000,000.00	0.00
89115BJK7	Toronto-Dominion Bank - New York Branch	5.470	100.0000	11/01/2023	50,000,000.00	50,000,000.00	50,000,000.00	0.00
78015JNS2	Royal Bank of Canada New York Branch	5.470	100.0000	11/22/2023	50,000,000.00	50,000,000.00	50,000,000.00	0.00
89115BMM2	Toronto-Dominion Bank - New York Branch	5.390	100.0000	11/24/2023	50,000,000.00	50,000,000.00	50,000,000.00	0.00
78015JPM8	Royal Bank of Canada New York Branch	4.945	100.0000	12/15/2023	50,000,000.00	50,000,000.00	50,000,000.00	0.00
89115BNB2	Toronto-Dominion Bank - New York Branch	5.390	100.0000	01/10/2024	50,000,000.00	50,000,000.00	50,000,000.00	0.00
---	---	<b>3.953</b>	<b>100.0000</b>	<b>05/18/2023</b>	<b>2,297,000,000.00</b>	<b>2,297,000,777.99</b>	<b>2,297,000,777.99</b>	<b>0.00</b>

CP  
CP

Cusip	Description	Yield	Market Price	Final Maturity	Par Value	Market Value	Book Value	Net Unrealized Gain/Loss
63763QN37	National Securities Clearing Corporation	3.649	99.9800	01/03/2023	50,000,000.00	49,990,000.00	49,990,000.00	0.00
63763QN52	National Securities Clearing Corporation	4.169	99.9542	01/05/2023	50,000,000.00	49,977,111.11	49,977,111.11	0.00
46640QN64	J.P. Morgan Securities LLC	4.056	99.9444	01/06/2023	15,000,000.00	14,991,666.67	14,991,666.67	0.00
63763QN94	National Securities Clearing Corporation	3.590	99.9213	01/09/2023	50,000,000.00	49,960,666.67	49,960,666.67	0.00
63763QNB9	National Securities Clearing Corporation	3.702	99.8986	01/11/2023	30,000,000.00	29,969,583.33	29,969,583.33	0.00
74271UNB2	The Procter & Gamble Company	3.752	99.8972	01/11/2023	40,000,000.00	39,958,888.89	39,958,888.89	0.00
63763QNC7	National Securities Clearing Corporation	4.353	99.8686	01/12/2023	35,000,000.00	34,954,013.89	34,954,013.89	0.00
7426M5NF3	Private Export Funding Corporation	4.030	99.8236	01/17/2023	50,000,000.00	24,955,888.89	24,955,888.89	0.00
2442ZMNH0	John Deere Capital Corporation	4.203	99.8156	01/17/2023	50,000,000.00	49,907,777.78	49,907,777.78	0.00
63763QNJ2	National Securities Clearing Corporation	4.191	99.8031	01/18/2023	50,000,000.00	49,901,541.71	49,902,486.11	(944.40)
63763QNJ2	National Securities Clearing Corporation	4.211	99.8031	01/18/2023	55,000,000.00	54,891,695.88	54,892,215.28	(519.40)
63763QNJ2	National Securities Clearing Corporation	4.231	99.8031	01/18/2023	46,000,000.00	45,909,418.37	45,909,418.37	0.00
46640QNL1	J.P. Morgan Securities LLC	2.200	99.8855	01/20/2023	30,000,000.00	29,965,641.67	29,965,641.67	0.00
63763QNL7	National Securities Clearing Corporation	4.188	99.7820	01/20/2023	55,000,000.00	54,880,115.28	54,880,115.28	0.00
89233HNL4	Toyota Motor Credit Corporation	4.359	99.7731	01/20/2023	40,000,000.00	39,909,222.22	39,909,222.22	0.00
7426M5NP5	Private Export Funding Corporation	1.454	99.9120	01/23/2023	25,000,000.00	24,978,000.00	24,978,000.00	0.00
23102VNP1	Cummins Inc.	4.287	99.7415	01/23/2023	26,225,000.00	26,157,208.37	26,157,208.37	0.00
6698M5NP0	Novartis Finance Corporation	4.355	99.7372	01/23/2023	23,000,000.00	22,939,561.11	22,939,561.11	0.00
14912ENR4	Caterpillar Financial Services Corporation	4.256	99.7200	01/25/2023	25,000,000.00	24,930,000.00	24,930,000.00	0.00
14912ENR4	Caterpillar Financial Services Corporation	4.256	99.7200	01/25/2023	25,000,000.00	24,930,000.00	24,930,000.00	0.00
14912ENW3	Caterpillar Financial Services Corporation	4.234	99.6552	01/30/2023	66,200,000.00	65,971,757.11	65,971,757.11	0.00
771919P19	Roche Holdings, Inc.	4.114	99.6504	02/01/2023	25,000,000.00	24,912,597.22	24,912,597.22	0.00
23102VP12	Cummins Inc.	4.418	99.6254	02/01/2023	38,728,000.00	38,582,931.37	38,582,931.37	0.00
23102VP61	Cummins Inc.	4.593	99.5560	02/06/2023	39,750,000.00	39,573,510.00	39,573,510.00	0.00
23102VP16	Cummins Inc.	4.462	99.5660	02/06/2023	43,000,000.00	42,909,192.00	42,909,192.00	0.00
02314QP78	Amazon.com, Inc.	2.791	99.7174	02/07/2023	25,000,000.00	24,929,340.28	24,929,340.28	(1,728.00)
02314QP78	Amazon.com, Inc.	2.792	99.7174	02/07/2023	25,000,000.00	24,929,340.28	24,929,340.28	0.00
23102VP79	Cummins Inc.	4.514	99.5426	02/07/2023	17,875,000.00	17,793,246.70	17,793,246.70	0.00
23102VP79	Cummins Inc.	4.514	99.5426	02/07/2023	60,700,000.00	60,422,381.80	60,422,381.80	0.01
63763QP84	National Securities Clearing Corporation	3.964	99.5883	02/08/2023	32,000,000.00	31,868,266.67	31,868,266.67	0.00
63763QPE1	National Securities Clearing Corporation	4.425	99.4683	02/14/2023	50,000,000.00	49,734,166.67	49,734,166.67	0.00
89233HPE8	Toyota Motor Credit Corporation	4.569	99.4500	02/14/2023	50,000,000.00	49,725,000.00	49,725,000.00	0.00
74271UPF1	The Procter & Gamble Company	4.321	99.4688	02/15/2023	50,000,000.00	49,734,375.00	49,734,375.00	0.00
46640QPH8	J.P. Morgan Securities LLC	3.563	99.5431	02/17/2023	27,000,000.00	26,876,625.00	26,876,625.00	0.00
46640QPM7	J.P. Morgan Securities LLC	4.679	99.3498	02/21/2023	30,000,000.00	29,804,925.00	29,804,925.00	0.00
89233HPU2	Toyota Motor Credit Corporation	4.594	99.2669	02/28/2023	50,000,000.00	49,633,472.22	49,633,472.22	0.00
7426M5Q31	Private Export Funding Corporation	3.274	99.4544	03/03/2023	25,000,000.00	24,863,597.22	24,863,597.22	0.00
47816GQ69	Johnson & Johnson	4.504	99.2124	03/06/2023	51,500,000.00	51,094,408.89	51,094,408.89	0.00
89233HQE7	Toyota Motor Credit Corporation	4.680	99.0800	03/14/2023	50,000,000.00	49,540,000.00	49,540,000.00	0.00
7426M5S13	Private Export Funding Corporation	4.420	98.4933	05/01/2023	25,000,000.00	24,623,333.33	24,623,333.33	0.00
7426M5S39	Private Export Funding Corporation	4.420	98.5360	05/03/2023	25,000,000.00	24,634,000.00	24,634,000.00	0.00
47816GS91	Johnson & Johnson	4.654	98.3822	05/09/2023	25,000,000.00	24,595,555.56	24,595,555.56	0.00
46640QSA0	J.P. Morgan Securities LLC	4.377	98.4699	05/10/2023	50,000,000.00	49,234,958.34	49,234,958.34	0.00
47816GSF7	Johnson & Johnson	4.764	98.2654	05/15/2023	25,000,000.00	24,566,361.11	24,566,361.11	0.00
02314QSH3	Amazon.com, Inc.	4.786	98.2358	05/17/2023	50,000,000.00	49,117,888.89	49,117,888.89	0.00
7426M5SK6	Private Export Funding Corporation	4.424	98.3440	05/19/2023	25,000,000.00	24,586,000.00	24,586,000.00	0.00
46640QSW2	J.P. Morgan Securities LLC	3.956	98.4024	05/30/2023	50,000,000.00	49,201,194.44	49,201,194.44	0.00
02314QSW0	Amazon.com, Inc.	4.823	98.0547	05/30/2023	50,000,000.00	49,027,361.11	49,027,361.11	0.00
7426M5SX3	Private Export Funding Corporation	4.583	98.1375	05/31/2023	25,000,000.00	24,534,375.00	24,534,375.00	0.00
47816GTS8	Johnson & Johnson	4.875	97.9506	06/05/2023	25,000,000.00	24,487,638.89	24,487,638.89	0.00
---	---	<b>4.187</b>	<b>99.3901</b>	<b>02/21/2023</b>	<b>1,877,178,000.00</b>	<b>1,865,664,801.94</b>	<b>1,865,667,993.74</b>	<b>(3,191.80)</b>

MM Fund  
MMFUND

Cusip	Description	Yield	Market Price	Final Maturity	Par Value	Market Value	Book Value	Net Unrealized Gain/Loss
09248U701	BLKRR LQFEDFUND INST1	4.050	1.0000	12/31/2022	1,000,000.00	1,000,000.00	1,000,000.00	0.00
38141W273	GOLDMANFBS GOVT INST	4.160	1.0000	12/31/2022	120,000,000.00	120,000,000.00	120,000,000.00	0.00
38141W273	GOLDMANFBS GOVT INST	4.160	1.0000	12/31/2022	180,000,000.00	180,000,000.00	180,000,000.00	0.00
949921126	ALLSPRING-GOVT MM SEL	4.100	1.0000	12/31/2022	1,000,000.00	1,000,000.00	1,000,000.00	0.00
608919718	FEDERATED HRMS GV O PRMR	4.160	1.0000	12/31/2022	150,000,000.00	150,000,000.00	150,000,000.00	0.00
608919718	FEDERATED HRMS GV O PRMR	4.160	1.0000	12/31/2022	150,000,000.00	150,000,000.00	150,000,000.00	0.00
31607A703	FIDELITY IMM-GOVT INST1	4.120	1.0000	12/31/2022	1,000,000.00	1,000,000.00	1,000,000.00	0.00
31607A703	FIDELITY IMM-GOVT INST1	4.120	1.0000	12/31/2022	50,000,000.00	50,000,000.00	50,000,000.00	0.00
4812CA538	JPMORGAN-US GVT MM EPPWR	4.100	1.0000	12/31/2022	1,000,000.00	1,000,000.00	1,000,000.00	0.00
85749T517	SS INST INV-US GV MM OPF	4.090	1.0000	12/31/2022	1,000,000.00	1,000,000.00	1,000,000.00	0.00
---	---	<b>4.156</b>	<b>1.0000</b>	<b>12/31/2022</b>	<b>655,000,000.00</b>	<b>655,000,000.00</b>	<b>655,000,000.00</b>	<b>0.00</b>

Muni  
MUNI

Cusip	Description	Yield	Market Price	Final Maturity	Par Value	Market Value	Book Value	Net Unrealized Gain/Loss
8014952P6	SANTA CLARA CALIF UNI SCH DIS1	0.210	97.7890	07/01/2023	2,870,000.00	2,806,544.30	2,870,000.00	(63,455.70)
797508T6	SAN DIEGUITO CALIF UN HIGH SCH DIS1	0.275	97.3030	08/01/2023	425,000.00	413,537.75	425,000.00	(11,462.25)
826239FX8	SIERRA CALIF JT CMNTY COLLEGE DIS1	0.229	97.2660	08/01/2023	260,000.00	252,891.60	260,000.00	(7,108.40)
797508HV3	SAN DIEGUITO CALIF UN HIGH SCH DIS1	0.275	97.3030	08/01/2023	1,000,000.00	973,030.00	1,000,000.00	(26,970.00)
419792F76	HAWAII ST	0.422	97.4600	08/01/2023	15,000,000.00	14,619,000.00	15,000,000.00	(381,000.00)
987388G76	YOSEMITE CALIF CMNTY COLLEGE DIS1	1.140	97.7880	08/01/2023	750,000.00	733,410.00	750,000.00	(16,590.00)
757710UR7	REDONDO BEACH CALIF UNI SCH DIS1	1.222	97.7560	08/01/2023	260,000.00	254,165.60	260,000.00	(5,834.40)
93974EXZ4	WASHINGTON ST	3.250	99.0350	08/01/2023	18,840,000.00	18,658,194.00	18,840,000.00	(181,806.00)
799017XT0	SAN MATEO CALIF UN HIGH SCH DIS1	0.256	97.0570	09/01/2023	500,000.00	485,285.00	500,000.00	(14,715.00)
419792D29	HAWAII ST	0.422	96.8860	10/01/2023	3,260,000.00	3,158,483.60	3,260,000.00	(101,516.40)
419792A63	HAWAII ST	0.422	96.8860	10/01/2023	10,000,000.00	9,688,600.00	10,000,000.00	(311,400.00)
882724XJ1	TEXAS ST	0.508	96.9220	10/01/2023	4,745,000.00	4,598,948.90	4,745,000.00	(146,051.10)
826239FY6	SIERRA CALIF JT CMNTY COLLEGE DIS1	0.34						

Table with columns: Cusip, Description, Yield, Market Price, Final Maturity, Par Value, Market Value, Book Value, Net Unrealized Gain/Loss. Rows include HAWAII ST WASHINGTON ST.

Mutual Fund
Open-End Fund

Table with columns: Cusip, Description, Yield, Market Price, Final Maturity, Par Value, Market Value, Book Value, Net Unrealized Gain/Loss. Rows include CALTRSF.

Non-US Gov
SOVEREIGN GOV

Table with columns: Cusip, Description, Yield, Market Price, Final Maturity, Par Value, Market Value, Book Value, Net Unrealized Gain/Loss. Rows include INTERNATIONAL BANK FOR RECONSTRUCTION AND DEVELOPM.

Non-US Gov
SUPRANATIONAL

Table with columns: Cusip, Description, Yield, Market Price, Final Maturity, Par Value, Market Value, Book Value, Net Unrealized Gain/Loss. Rows include INTERNATIONAL BANK FOR RECONSTRUCTION AND DEVELOPM.

Repo
REPO

Table with columns: Cusip, Description, Yield, Market Price, Final Maturity, Par Value, Market Value, Book Value, Net Unrealized Gain/Loss. Rows include JPMorgan.

US Gov
T-BILL

Table with columns: Cusip, Description, Yield, Market Price, Final Maturity, Par Value, Market Value, Book Value, Net Unrealized Gain/Loss. Rows include UNITED STATES TREASURY.

US Gov
US GOV

Table with columns: Cusip, Description, Yield, Market Price, Final Maturity, Par Value, Market Value, Book Value, Net Unrealized Gain/Loss. Rows include various UNITED STATES TREASURY securities.

91282CAM3	UNITED STATES TREASURY	0.950	89.8438	09/30/2025	25,000,000.00	22,460,937.50	24,529,273.17	(2,068,335.67)
91282CBC4	UNITED STATES TREASURY	0.700	89.4063	12/31/2025	25,000,000.00	22,351,562.50	24,760,425.68	(2,408,863.18)
91282CBH3	UNITED STATES TREASURY	2.447	89.0313	01/31/2026	15,000,000.00	13,354,687.50	14,091,301.53	(736,614.03)
91282CBH3	UNITED STATES TREASURY	0.586	89.0313	01/31/2026	10,000,000.00	8,903,125.00	9,935,980.09	(1,032,855.09)
91282CBH3	UNITED STATES TREASURY	0.593	89.0313	01/31/2026	10,000,000.00	8,903,125.00	9,933,849.77	(1,030,724.77)
91282BP46	UNITED STATES TREASURY	0.799	92.5469	02/15/2026	10,000,000.00	9,254,687.50	10,252,590.21	(997,902.71)
91282BP46	UNITED STATES TREASURY	0.670	92.5469	02/15/2026	10,000,000.00	9,254,687.50	10,293,134.24	(1,038,446.74)
91282CBQ3	UNITED STATES TREASURY	0.591	89.1719	02/28/2026	20,000,000.00	17,834,375.00	19,943,378.77	(2,109,003.77)
91282CBT7	UNITED STATES TREASURY	0.715	89.7188	03/31/2026	25,000,000.00	22,429,687.50	25,027,935.46	(2,598,247.96)
91282CCJ8	UNITED STATES TREASURY	0.882	89.4844	06/30/2026	20,000,000.00	17,896,875.00	19,995,222.37	(2,098,347.37)
91282CCJ8	UNITED STATES TREASURY	0.906	89.4844	06/30/2026	35,000,000.00	31,319,531.25	34,962,719.60	(3,643,188.35)
91282CCW9	UNITED STATES TREASURY	0.832	88.6250	08/31/2026	25,000,000.00	22,156,250.00	24,927,030.09	(2,770,780.09)
91282CCW9	UNITED STATES TREASURY	0.902	88.6250	08/31/2026	25,000,000.00	22,156,250.00	24,864,405.22	(2,708,155.22)
91282CCZ2	UNITED STATES TREASURY	0.982	88.8906	09/30/2026	20,000,000.00	17,778,125.00	19,921,960.77	(2,143,835.77)
91282CCZ2	UNITED STATES TREASURY	2.540	88.8906	09/30/2026	15,000,000.00	13,333,593.75	14,121,448.52	(787,854.77)
91282CDG3	UNITED STATES TREASURY	2.884	89.5313	10/31/2026	10,000,000.00	8,953,125.00	9,372,946.33	(419,821.33)
912810EY0	UNITED STATES TREASURY	4.205	108.1875	11/15/2026	25,000,000.00	27,046,875.00	27,019,599.14	27,275.86
91282CDK4	UNITED STATES TREASURY	4.099	89.7969	11/30/2026	25,000,000.00	22,449,218.75	22,455,026.93	(5,808.18)
912810EZ7	UNITED STATES TREASURY	3.048	109.1406	02/15/2027	15,000,000.00	16,371,093.75	17,050,081.82	(678,988.07)
91282CEF4	UNITED STATES TREASURY	2.502	93.9531	03/31/2027	25,000,000.00	23,488,281.25	24,998,342.09	(1,510,060.84)
91282CEF4	UNITED STATES TREASURY	2.503	93.9531	03/31/2027	25,000,000.00	23,488,281.25	24,996,684.18	(1,508,402.93)
91282ZS2	UNITED STATES TREASURY	2.845	85.8438	05/31/2027	20,000,000.00	17,168,750.00	18,084,538.87	(915,788.87)
91282CEW7	UNITED STATES TREASURY	3.109	96.7969	06/30/2027	15,000,000.00	14,519,531.25	15,087,312.62	(567,781.37)
91282CEW7	UNITED STATES TREASURY	3.213	96.7969	06/30/2027	15,000,000.00	14,519,531.25	15,022,815.82	(503,284.57)
912810FA1	UNITED STATES TREASURY	3.247	109.3438	08/15/2027	15,000,000.00	16,401,562.50	16,986,772.43	(585,209.93)
912810FA1	UNITED STATES TREASURY	3.483	109.3438	08/15/2027	15,000,000.00	16,401,562.50	16,826,057.37	(424,494.87)
91282CFH9	UNITED STATES TREASURY	3.269	96.3281	08/31/2027	5,000,000.00	4,816,406.25	4,969,151.61	(152,809.36)
912810FB9	UNITED STATES TREASURY	4.003	109.0469	11/15/2027	15,000,000.00	16,357,031.25	16,392,898.35	(35,867.10)
91282CFZ9	UNITED STATES TREASURY	3.840	99.5938	11/30/2027	15,000,000.00	14,939,062.50	15,022,737.49	(83,674.99)
---	UNITED STATES TREASURY	1.291	96.4950	07/29/2024	2,035,000,000.00	1,961,834,375.00	2,034,242,303.19	(72,407,928.19)

Summary	Cusip	Description	Yield	Market Price	Final Maturity	Par Value	Market Value	Book Value	Net Unrealized Gain/Loss
---	---	---	2.920	92.0843	03/20/2024	14,065,558,663.39	13,694,333,509.15	14,008,041,239.77	(313,707,730.62)



COUNTY OF RIVERSIDE  
TREASURER-TAX COLLECTOR  
CAPITAL MARKETS

COUNTY ADMINISTRATIVE CENTER  
4080 LEMON STREET,  
4TH FLOOR,  
RIVERSIDE, CA 92502-2205